




ALL-IN-ONE DESIGN WITH SOLAR PANEL, LIGHT ENGINE, AND BATTERY BUILT INTO THE FIXTURE. No need for a power source, which eliminates the need for trenching and wiring. The perfect luminaire for signage, billboards, advertisements, and more.

- Comparable to 70W or 150W HID
- 4 hours of 100% brightness, then 25% for the remainder of the night with one charge
- Standard bracket included, optional clamp mounting bracket available
- Replaceable Li-Ion battery lasts at minimum 1500 charge cycles



↑
**BATTERY
INDICATOR**

RP-SDL-BK-LB →



3
YEAR
WARRANTY



BATTERY
CHARGE TIME



BATTERY
CHARGING TEMP



REPLACEABLE
BATTERY



BATTERY LIFE



BEAM ANGLE



OPERATING TEMP



50,000hrs
RATED LIFE

PART #	UPC	COMPARES TO	LUMENS	CCT	LISTINGS
SL-SDL-2FT-40K-BK-G2	844006085193	70W HID	750	4000K	CE FC
SL-SDL-4FT-40K-BK-G2	844006085926	150W HID	2000	4000K	

ACCESSORIES

PART #	DESCRIPTION
RP-SDL-BK-LB	7" CLAMP MOUNTING BRACKET (2 PACK)

Light Efficient Design

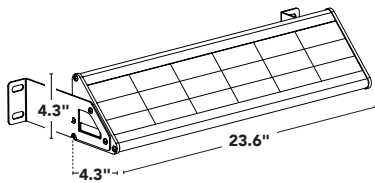
847.380.3540 • led-llc.com • sales@led-llc.com

PART NUMBER BUILDER

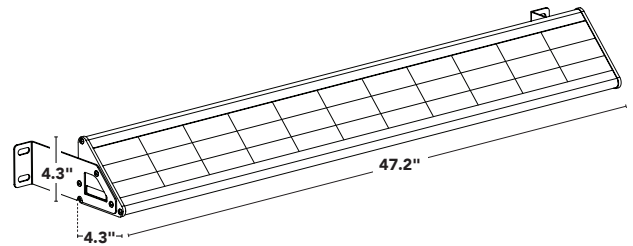
MFR	PRODUCT	LENGTH (FT)	WATTAGE	COMPARES TO	CCT	FIXTURE COLOR	GENERATION
SL	SDL		20W		40K	BK	G2
		2F		70W HID		BK = BLACK	G2 = GENERATION 2
		4F	20W	150W HID			
EXAMPLE PART NUMBER							
SL-SDL-2FT-40K-BK-G2							

DIMENSIONS

2FT (SL-SDL-2FT)



RP-SDL-20W



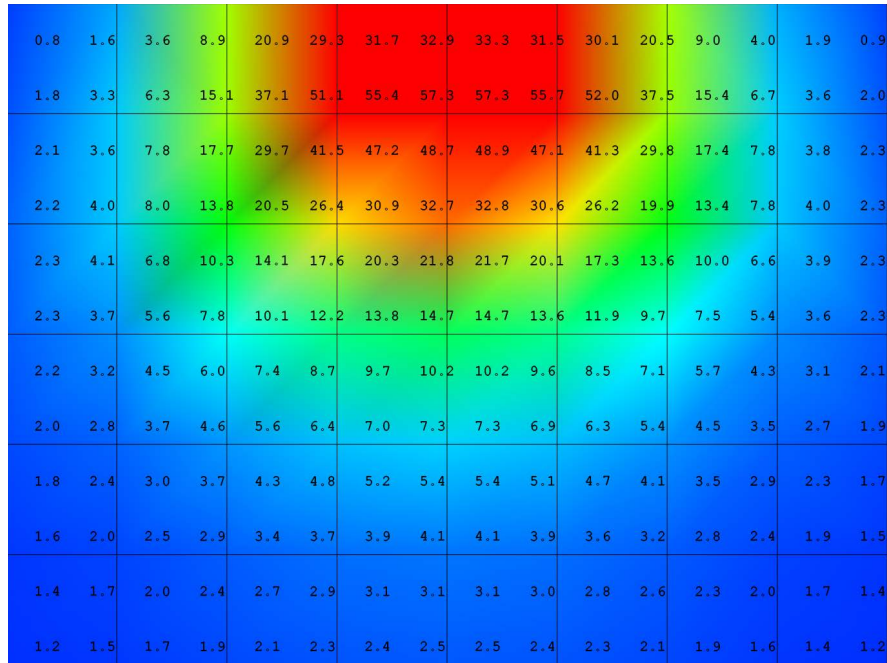
Light Efficient Design

847.380.3540 • led-llc.com • sales@led-llc.com

PHOTOMETRICS

ILLUMINANCE (FC)

MOUNTED ON 8FT X 6FT BILLBOARD



6FT

8FT

Light Efficient Design

847.380.3540 • led-llc.com • sales@led-llc.com