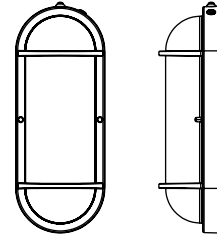




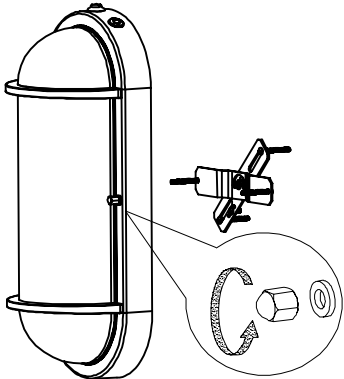
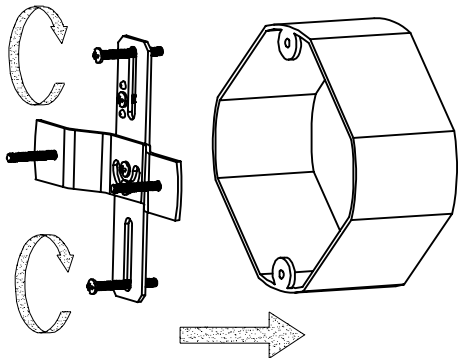
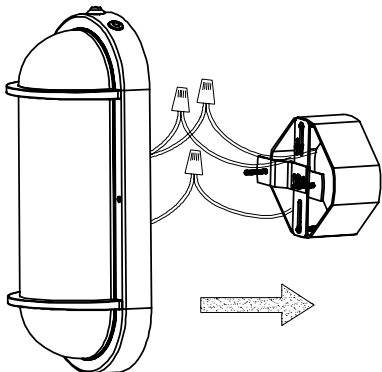
Questions?

For customer service please call us at 1-310-787-1100
Office Hours: 8:00 a.m. – 5:00 p.m. PST Monday-Friday
E-mail: info@eurilighting.com



LED Oval WALL SCONCE

PLEASE REVIEW THE INSTRUCTIONS AND WARNINGS LISTED BELOW PRIOR TO PROPER INSTALLATION

WARNINGS	CAUTIONS
<ul style="list-style-type: none"> • Risk of fire / electrical shock • LED Fixture installation requires knowledge of luminaire electrical systems. • Risk of electric shock – disconnect power at source before installation • Do not make or alter any open holes in an enclosure of wiring or electrical components during installation. • If lamp or luminaire exhibits abnormal operation (buzzing, flickering, minimal light, etc.), turn off power, remove fixture. 	<ul style="list-style-type: none"> • Do not use with dimmers. • Do not look directly at the operating LED Fixture. • Do not touch this product with wet hands. • Do not disassemble, repair or alter lamp. • Designed for outdoor applications only. • Suitable for wet locations. • The luminaires shall be grounded. • Be careful not to touch the lamp pins to the metal housing when installing. • This Device is not intended for use with emergency exits or emergency lights.
INSTALLATION INSTRUCTIONS	
<p>Step 1: Remove the wall plate</p> 	<p>Step 2: Lock the wall plate to the wire box</p> 
<p>Step 3: Connect the wires and put the light in place</p> 	<p>Step 4: Tighten the screws and finish</p> 