

lampar<sup>ARCH</sup>

# LV3P | Eureka-II

Product Data Sheet



COMMERCIAL-GRADE

LED Vapor Tight Linear Strip | PRO+ Tier



2FT | 4FT | 8FT

## Product Overview

**INTENDED USE** — The lampar<sup>ARCH</sup> LV3P Eureka-II Series Washdown Vapor Tight Strip Light conquers any size challenge, seamlessly tackling 2, 4, and 8-foot applications. The Eureka-II is the versatile champion that bends to your needs, not the elements.

Its WATTselect and CCTselect switches let you fine-tune brightness and ambiance, while its ironclad construction shrugs off dust, oil, water jets, and even nature's tantrums like a Teflon superhero. So ditch the flimsy alternatives that cower at the first raindrop. The Eureka-II turns your space into worry-free brilliance, year after year. It's the unbreakable washdown that never backs down.

**CONSTRUCTION** — It is NEMA 4X rated, UL 94-5VA classified for flammability control, and integrated body for IP66 rated for a complete suite of protection

**ELECTRICAL** — The light engine comprises long-lasting, energy-efficient LEDs mounted on an internal aluminum heat sink. This setup improves heat dissipation and extends the product's lifespan. These LEDs maintain 90% of their light output even after 50,000 hours of continuous operation.

**WARRANTY** — With a standard 5-Year/50,000hrs warranty, the Eureka-II is built to last.

ARCHIPELAGO luminaires and LED components undergo rigorous testing by an independent laboratory to meet IESNA LM-79 and LM-80 standards for light output and lumen maintenance. LED color temperature is warrantied to shift no more than 180K over the standard warranty period. Correlated Color Temperature (CCT) follows the guidelines set forth in the American National Standard for Specifications for the Chromaticity of Solid State Lighting (SSL) Products, ANSI C78.377-2017.

## Applications



Washdown



Manufacturing



Gymnasium



Agricultural

## Main Features

- 3-WATTselect and 3-CCTselect field-adjustable
- UL listed for wet locations
- IP66 ingress protection rating for dust and water
- Diffused polycarbonate lens for low-glare output
- Available with optional sensors and EM drivers
- Eco-friendly contractor packaging reduces packaging waste
- Integrated design comes equipped w/ stainless steel latches for quick access to fixture cavities
- V-hook brackets comes standard for suspension mount
- Impact-resistant polycarbonate with stainless steel door latches
- 70% lumen maintenance at >100,000 hours
- Suitable for use in -4°F to 104°F

## Product Warranty\*

5-Year Warranty



50,000 Hrs



\* Standard warranty. Extended warranty available.



Highlights

| Features                   |  | Description   |
|----------------------------|--|---|
| 3-WATTselect               |  | Wattage selectable: 3-way dip-switch                    |
| 3-CCTselect                |  | CCT selectable: 3-way dip-switch                        |
| blueARCH™ Controls         |  | SIG-qualified Bluetooth Mesh lighting control solution. |
| High Performance           |  | Up to 450W, replacing up to 2,000W MH                   |
| Standard Extended Warranty |  | Up to 5-Year, 50,000 Hrs                                |

Project Details

Project Name:

Fixture Schedule:

Project Number:

Notes:

Key Specifications

- **Housing:** Thermally conductive die-cast aluminum
- **Operating Temp:** 4°F – 104°F
- **Input Voltage:** 120-277Vac
- **IP:** UL Wet Location Listed
- **PF:** >0.9 Non-Flicker
- **Efficacy:** 135LM/W
- **Dimming:** 1-10V
- **THD:** <20%
- **CRI:** >80
- **Beam Angle:** 120°


Certifications



Model Specifications

| Model          | WATTselect (W) | Lumen (lm) | Efficacy (lm/W) <sup>1</sup> | CCTselect (K)           | Voltage (V) | CRI |
|----------------|----------------|------------|------------------------------|-------------------------|-------------|-----|
| LV3P2-3E20-S3P | 15W            | 2,025lm    | 135lm/W                      | 3500K<br>4000K<br>5000K | 120-277V    | >80 |
|                | 17W            | 2,295lm    | 135lm/W                      |                         |             |     |
|                | 20W            | 2,700lm    | 135lm/W                      |                         |             |     |
| LV3P4-3E40-S3P | 20W            | 2,700lm    | 135lm/W                      |                         |             |     |
|                | 30W            | 4,050lm    | 135lm/W                      |                         |             |     |
|                | 40W            | 5,400lm    | 135lm/W                      |                         |             |     |
| LV3P8-3E80-S3P | 60W            | 8,100lm    | 135lm/W                      |                         |             |     |
|                | 70W            | 9,450lm    | 135lm/W                      |                         |             |     |
|                | 80W            | 10,800lm   | 135lm/W                      |                         |             |     |

1. Measured at 4000K

Ordering Guide<sup>1</sup>

| Model Series            | Length (FT) |     |   | WATTselect (W) |                 | Series |   | Max Performance |         |    | CCTselect (K) |    | DLC Code |                                   |   |         |
|-------------------------|-------------|-----|---|----------------|-----------------|--------|---|-----------------|---------|----|---------------|----|----------|-----------------------------------|---|---------|
| LV3P<br>LED Vapor Tight | 2           | 2FT | - | 3              | 10W   17W   20W |        | E | Eureka-II       |         | 20 | 20W Max       |    | - S3     | 3-CCT:<br>3500K<br>4000K<br>5000K | P | Premium |
|                         | 4           | 4FT |   | 3              | 20W   30W   40W |        |   | 40              | 40W Max |    |               |    |          |                                   |   |         |
|                         | 8           | 8FT |   | 3              | 60W   70W   80W |        |   | 80              | 80W Max |    |               |    |          |                                   |   |         |
| CATALOG #:              |             |     |   |                |                 |        |   |                 |         |    |               |    |          |                                   |   |         |
| LV3P                    |             |     | - |                |                 |        | E |                 |         |    | -             | S3 |          | P                                 |   |         |




Options Guide<sup>2</sup>

| Brackets                                       |   | EM Driver  |   | Motion Sensor  |
|--|---|--|---|--|
| <input type="checkbox"/> JBH J-Box Harness     | / | <input type="checkbox"/> 48EDC 8W   48Vdc Output | / | <input type="checkbox"/> BLS Microwave Bi-Level Sensor |
| <input type="checkbox"/> AM Angle Mounts       |   |  |   |  |
| <input type="checkbox"/> SM Surface Mount      |   |  |   |  |
| <input type="checkbox"/> VH V-Hook Mount       |   |  |   |  |
| <input type="checkbox"/> TP Tamper-Proof Mount |   |  |   |  |
| OPTIONAL ACCESSORIES #:                        |   |  |   |  |
|  | / |  | / |  |

## NOTE:

- Only one selection may be applicable within the same category.
- Multiple selections may be applicable within the same option category. See Compatible Accessories below for details.
- Standard driver on-board SPD = 6KVa

## Sizing & Measurements



| Dimension (FT) | Length (in) | Width (in) | Depth (in) | Weight (lb)  |
|----------------|-------------|------------|------------|--|
| 2FT            | 23.6        | 3.5        | 3          |  |
| 4FT            | 47.2        | 3.5        | 3          |  |
| 8FT            | 94.5        | 3.5        | 3          |  |

## DLC Model Guide


| Product ID | Model No.      | DLC     | Controls | Lumen    | Efficacy | CCT                   | THD | PF  |
|------------|----------------|---------|----------|----------|----------|-----------------------|-----|-----|
| S-R3ZJ0R   | LV3P2-3E20-S3P | Premium | Yes      | 2,494lm  | 130lm/W  | 3500K   4000K   5000K | 20% | 0.9 |
| S-ZMBNQF   | LV3P4-3E40-S3P | Premium | Yes      | 4,816lm  | 126lm/W  | 3500K   4000K   5000K | 20% | 0.9 |
| S-V73P6B   | LV3P8-3E80-S3P | Premium | Yes      | 10,739lm | 130lm/W  | 3500K   4000K   5000K | 20% | 0.9 |

**Additional rebate information (link)**

## Compatible Accessories

| EM Drivers   | Sensors  |
|--|--|
|  <p>EM08-CMB/48EDC</p> |  <p>MSM-MTO/7D/BLS</p> |

## Mounting Hardware

|  |   |   |   |   |   |
|--|---|---|---|---|---|
|  |  |  |  |  |  |
| Screws   | Expansion Tubes   | Mounting Plate  | Wire Caps   | V-Hook Brackets   | Connectors  |

### Mounting Bracket Dimension

