

DESCRIPTION

Replace existing metal halide flood fixtures with this more efficient wattage and color selectable LED flood fixtures.

FEATURES

- Delivers up to 156 LPW for highly efficient performance; Light output changes depending on the wattage and color temperature selected; see Selectable Table for full breakdown
- Heat sink for optimal thermal management
- Round back design for a more decorative look
- Slipfitter adjusts up to 270-degrees
- Knuckle adjusts up to 270-degrees
- Dimmable with 0-10V dimmers
- Wattage and color temperature can be adjusted using switches on the side of the fixture (under seal); see installation instructions for more information

LISTINGS

- UL rated for wet locations
- IP65
- FCC
- BUG:
 - PLT-12645 -- B3:U3-G1 @ 90W &120W, B4-U3-G1 @ 150W
 - PLT-12978 – B3-U2-G1
- DesignLights Consortium® 5.1 Premium - meets the requirements for the highest DLC qualification for efficacy and lumen maintenance

PERFORMANCE

- CRI: >70
- CCT: 3000K, 4000K, 5000K
- LED L70 Life Hours: 50,000 hours (PLT-12978), 54,000 hours (PLT-12645)

THERMAL

- -40°F to 113°F or (-40°C to 45°C) operating temperature

ELECTRICAL

- THD: <20%
- Power Factor: >0.95
- Input Voltage: 120-277V
- Dimmable power supply (0-10V)

INSTALLATION

- Designed for installation with included mount; see Performance Summary for a full breakdown of which mount is included. For information on how to install these fixtures, see installation instructions

CONSTRUCTION

- Die-cast aluminum housing
- Durable polyester bronze powder coating withstands demanding environments
- Impact-resistant tempered glass lens

Project name	Type
Catalog number	
Comments	Voltage
Approved by	Date



WARRANTY

- 5-year limited warranty; see pltsolutions.com for warranty details

APPLICATIONS

- Safety and Security Lighting
- Sign Lighting
- Building Facades

PERFORMANCE SUMMARY

Item #	Watts*	CCT*	Beam Angle	CRI	Dimming	Voltage	Surge Protection	Replaces	Mounting	Default Setting	DLC #	DLC Level
PLT-12645	90/ 120/ 150	3000K/ 4000K/ 5000K	110°	>70	0-10V	120-277V	6kV	MH400	Slipfitter	150W, 5000K	N/A	N/A
PLT-12978	36/ 48/ 60	3000K/ 4000K/ 5000K	110°	>70	0-10V	120-277V	4kV	MH250	Knuckle	60W, 5000K	PLTBM31CS1	DLC Premium

* See Selectable Table for full breakdown

SELECTABLE TABLE

SKU	Wattage	CCT	Lumens	Efficacy
PLT-12645	90	3000K	13,000	144
		4000K	14,000	155
		5000K	13,400	148
	120	3000K	16,400	136
		4000K	18,000	150
		5000K	17,000	141
	150	3000K	19,000	126
		4000K	21,900	146
		5000K	21,000	140
PLT-12978	36	3000K	5134	143
		4000K	5458	156
		5000K	5242	147
	48	3000K	6509	136
		4000K	7049	153
		5000K	6722	141
	60	3000K	7732	131
		4000K	8475	148
		5000K	8086	136

DIMENSIONS

PLT-12645

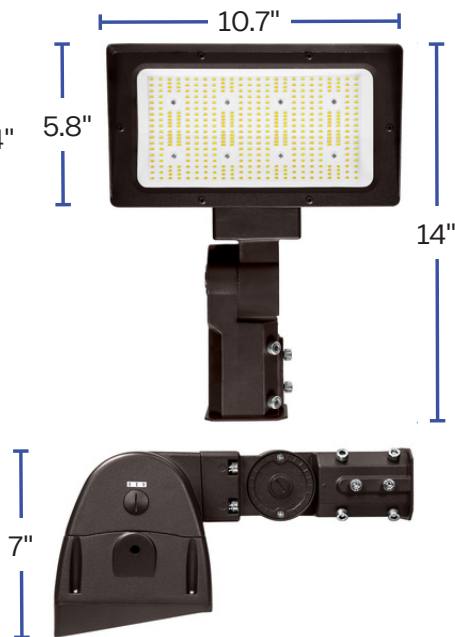
Height – 5.8"

Height (with mount) – 14"

Width – 10.7"

Depth – 7"

Weight – 9.81 lbs



PLT-12978

Height – 54.6"

Height (with mount) – 9"

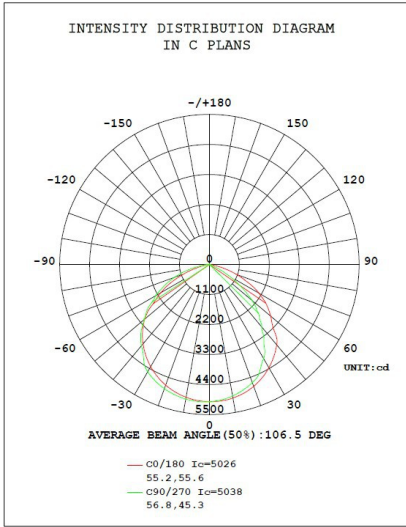
Width – 8.5"

Depth – 5.4"

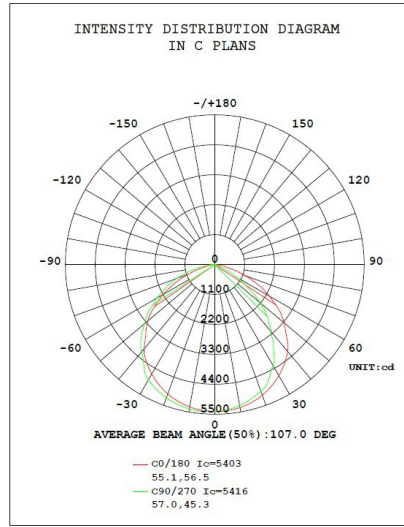
Weight – 10.6 lbs



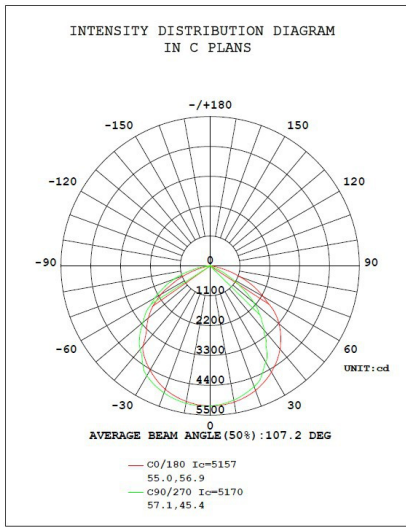
PLT-12645 - 90W @3000K



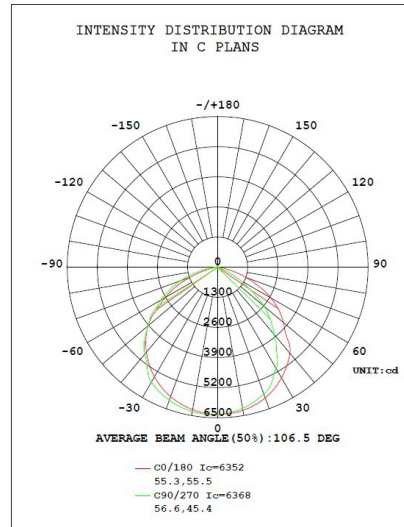
PLT-12645 - 90W @4000K



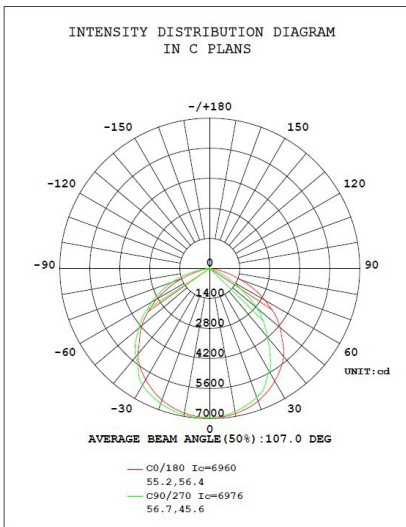
PLT-12645 - 90W @5000K



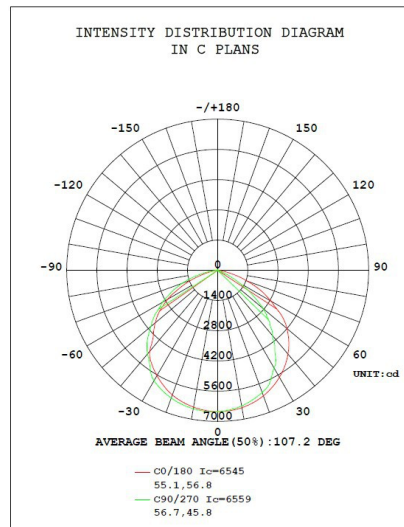
PLT-12645 - 120W @3000K



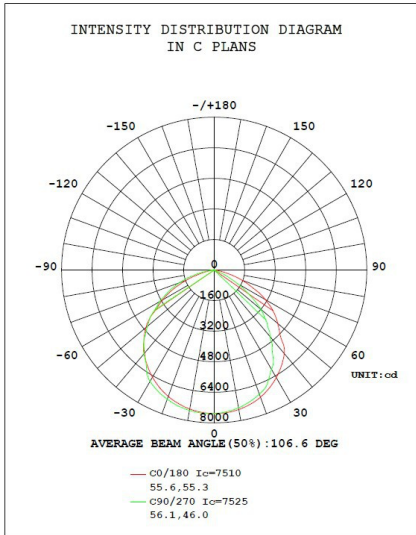
PLT-12645 - 120W @4000K



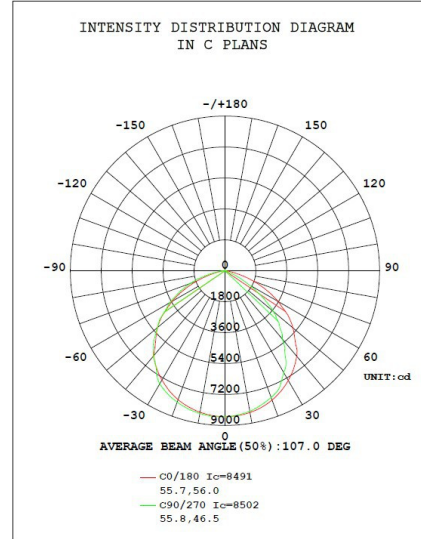
PLT-12645 - 120W @5000K



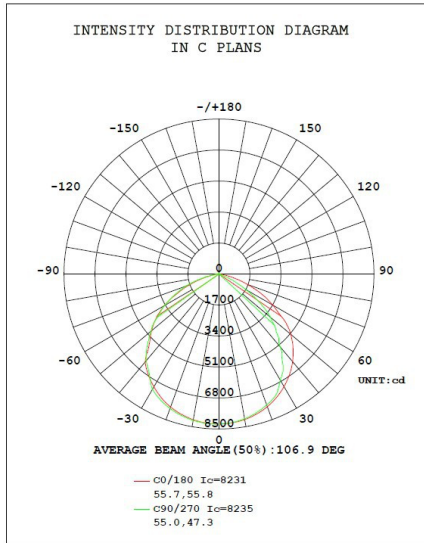
PLT-12645 - 150W @3000K



PLT-12645 - 150W @4000K



PLT-12645 - 150W @5000K



PLT-12789

