


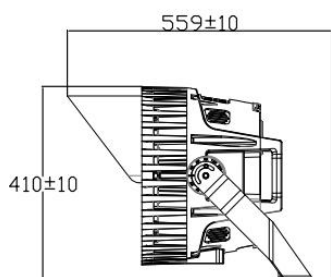


PLT-13352 -- 600W, 79,800 Lumens, 5000K, Black Finish

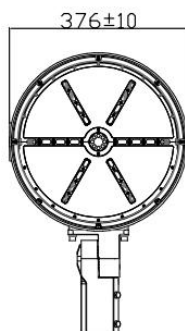
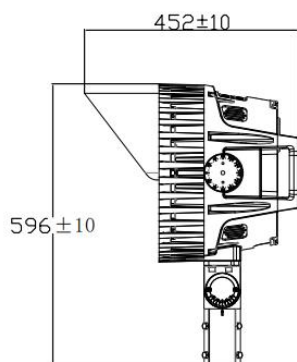
- 40-degree Beam Angle
- 277-480V
- Yoke Mount
- Shield Included



DIMENSIONS



Yoke



Slipfitter*

ADVANTAGE

- UL
- Input voltage 277-480Vac
- No UV or IR in the beam
- Easy to install and operate
- Energy saving, long lifespan
- Instant start, NO flickering, NO humming
- Green and eco-friendly without mercury
- Output can dimmer with 0-10V dimmers.

APPLICATION

- ◆ Gymnasiums;
- ◆ Squares or plazas;
- ◆ Shipyards, Airports, wharfs;
- ◆ High mast and Contour lighting

*Available via Special Order. Call 1-800-624-4488

SPECIFICATIONS

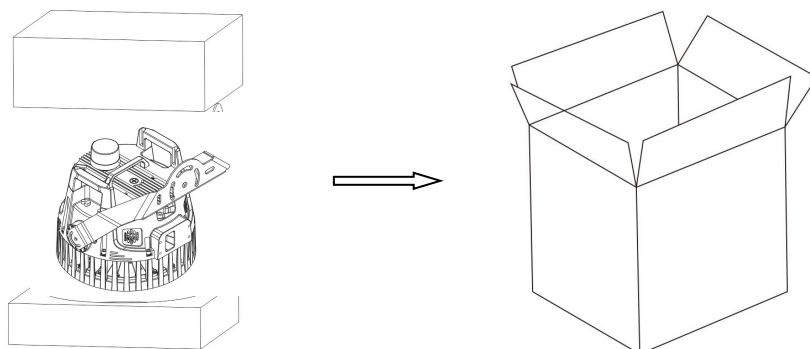
OPTICAL	Input Power (Tolerance : $\pm 10\%$)	600W		
	Color Temperature	4000K*	5000K	5700K*
	Lumen (Tolerance : $\pm 10\%$)	79800 LM	79800 LM	80400 LM
	Efficacy (Tolerance : $\pm 3\%$)	133 LM/W	133 LM/W	134 LM/W
	CRI	>70		
	Color Consistency	<6 Steps (or <6 SDCM)		
	BUG	B5-U0-G3		
	Distribution Pattern	NEMA:4 (4H4V)		
	Beam Angle (50%) (Tolerance : $\pm 15\%$)	40°		
ELECTRICAL	Input Voltage and Frequency	277-480VAC, 50/60Hz		
	PF (Tolerance : -3%)	≥ 0.9		
	THD (Tolerance : +5%)	$\leq 20\%$		
	Flicker Percent	<5%		
	Driver Brand	UPower Tek		
	Driver Model	TLD-600-C420-ENU		
	Driver Surge protection	L/N-PE: 10kV, L-N:6kV		
	Dimming	0-10V dimming standard		
	Sensor Type	Integral Sensor Receptacle*, Exterior Photocell*		
	Optional Accessory	Sensor Receptacle+Photosensor* /Sensor Receptacle+Short Cap*, Surge-protective Device*		
MATERIALS	LED Brand	Bridgelux		
	LED Type	SMD3030		
	LED QTY	504 PCS		
	Housing	Die-cast aluminum		
	Housing Color	Black, White*, Bronze* or Customized*		
	EPA	1.6 ft ²		
	Waterproof Rating	WET (IP65)		
OTHERS	Operating Temperature	-40°C TO 45°C		
	Storage Temperature	-40°C TO 80°C		
	Operating Humidity	20% - 90% RH		
	Storage Humidity	10% - 95% RH		
	Warranty	5 years		

*Optional CCTs, mounts, finishes, and accessories available via Special Order. Call 1-800-624-4488.

PACKAGE

Bracket Type	Carton Size	Qty / Carton	Net Weight / Carton	Gross Weight / Carton
Yoke	505*490*480 MM	1 PC	14.5 KG	16.5 KG
Sliptitter*	505*490*480 MM	1 PC	15.0 KG	17.0 KG

Tolerance of Carton Size: ± 15 MM, Tolerance of Weight: $\pm 10\%$.



LIGHT DISTRIBUTION TESTING PARAMETERS**Luminaire Property**

Luminaire Manufacturer:
Luminaire Category:
Lamp Catalog:
Number of Lamps:
Luminous Length (mm):
Luminous Height (mm):
Current: 2.161 A
Power Factor: 0.994

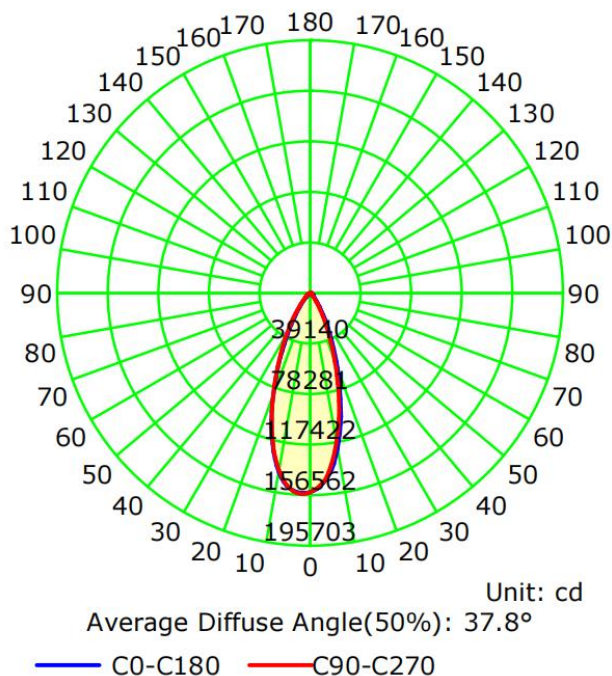
Luminaire Description:
Lamp Description:
Lumens per Lamp:
Luminous Width (mm):
Voltage: 277.0 V
Power: 594.91 W

Photometric Results

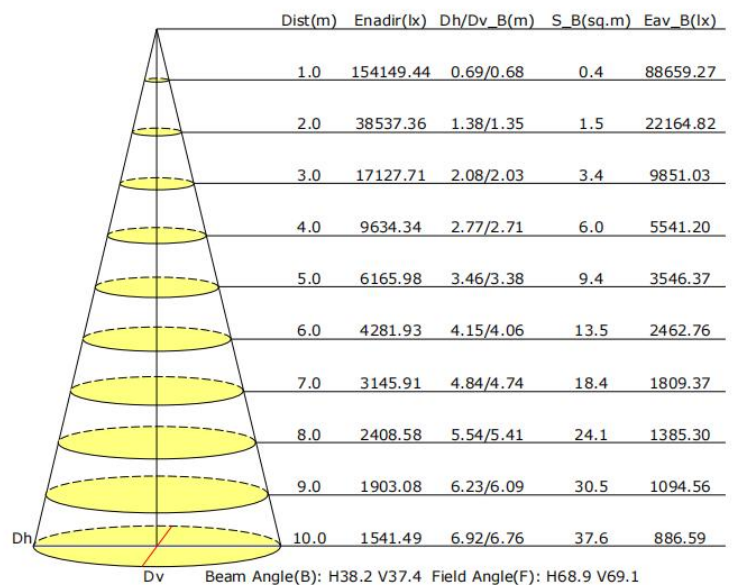
IES Classification: Type I
Total Rated Lamp Lumens: 79115.1 lm
Efficiency: 100%
Upward Ratio: 0%
C0r0 Intensity: 154149.44 cd
Pos of Max. Intensity: H225 V3
Beam Angle(C0/C180,C90/C270,C45/C225,C135/315): 38.2, 37.4, 38.2, 37.6

Longitudinal Classification: Very Short
Measurement Flux: 79115.1 lm
Downward Ratio: 100%
Luminaire Efficacy Rating (LER): 133.04
Max. Intensity: 156562.88 cd

Luminous Intensity Distribution Curve



Illuminance at a Distance



NOTICE FOR USER

- Please turn off power before installation or maintenance.
- Verify that supply voltage is correct by comparing it with the luminaire label information. Please make sure the wiring is insulated.
- Installation, service, and maintenance of luminaires should be performed by a qualified licensed electrician.

TROUBLESHOOTING

Problem	Solution
Flickering Light	Turn off the power, then turn on again after 3 minutes. If the light continues to flicker, call a licensed electrician.
Fixture not turning on	Check the electrical connection.