

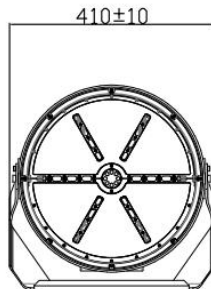
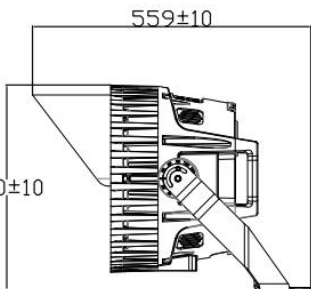


PLT-13349 -- 600W, 70,800 Lumens, 5000K, Black Finish

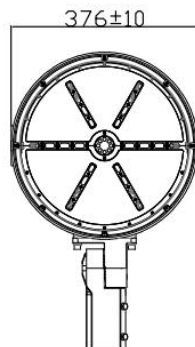
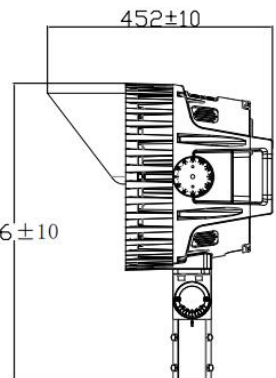
- 30-degree Beam Angle
- Yoke Mount
- Shield included



DIMENSIONS



Yoke



Slipfitter*

ADVANTAGE

- UL
- Input voltage 120-277Vac
- No UV or IR in the beam
- Easy to install and operate
- Energy saving, long lifespan
- Instant start, NO flickering, NO humming
- Green and eco-friendly without mercury
- Output can dimmer with 0-10V dimmers.

APPLICATION

- ◆ Gymnasiums;
- ◆ Squares or plazas;
- ◆ Shipyards, Airports, wharfs;
- ◆ High mast and Contour lighting

*Available via Special Order. Call 1-800-624-4488

SPECIFICATIONS

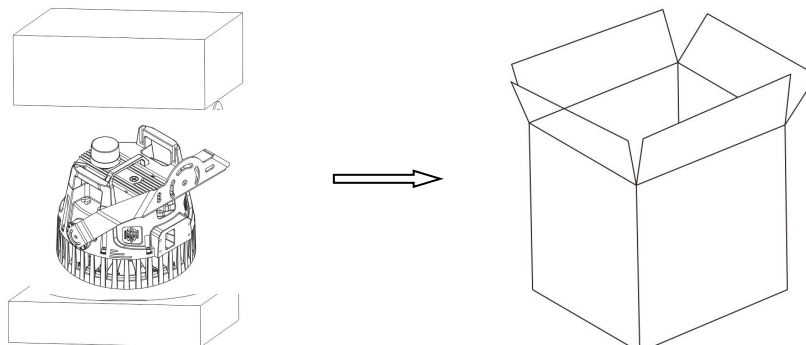
OPTICAL	Input Power (Tolerance : ±10%)	600W		
	Color Temperature	4000K*	5000K	5700K*
	Lumen (Tolerance : ±10%)	70800 LM	70800 LM	71400 LM
	Efficacy (Tolerance : ±3%)	118 LM/W	118 LM/W	119 LM/W
	CRI	>70		
	Color Consistency	<6 Steps (or <6 SDCM)		
	BUG	B5-U0-G3		
	Distribution Pattern	NEMA:4 (4H4V)		
	Beam Angle (50%) (Tolerance : ±15%)	30°		
ELECTRICAL	Input Voltage and Frequency	120-277VAC, 50/60Hz		
	PF (Tolerance : -3%)	≥0.9		
	THD (Tolerance : +5%)	≤20%		
	Flicker Percent	<5%		
	Driver Brand	UPower Pek		
	Driver Model	BLD-600-C420-ENU		
	Driver Surge protection	L/N-PE: 10kV, L-N:6kV		
	Dimming	0-10V dimming standard		
	Sensor Type	Integral Sensor Receptacle*, Exterior Photocell*		
	Optional Accessory	Sensor Receptacle+Photosensor* /Sensor Receptacle+Short Cap*, Surge-protective Device*		
MATERIALS	LED Brand	Bridgelux		
	LED Type	SMD3030		
	LED QTY	504 PCS		
	Housing	Die-cast aluminum		
	Housing Color	Black, White*, Bronze* or Customized*		
	EPA	1.6 ft²		
	Waterproof Rating	WET (IP65)		
OTHERS	Operating Temperature	-40°C TO 45°C		
	Storage Temperature	-40°C TO 80°C		
	Operating Humidity	20% - 90% RH		
	Storage Humidity	10% - 95% RH		
	Warranty	5 years		

*Optional CCTs, mounts, finishes, and accessories available via Special Order. Call 1-800-624-4488.

PACKAGE

Bracket Type	Carton Size	Qty / Carton	Net Weight / Carton	Gross Weight / Carton
Yoke	505*490*480 MM	1 PC	14.5 KG	16.5 KG
Slipfitter*	505*490*480 MM	1 PC	15.0 KG	17.0 KG

Tolerance of Carton Size: ±15 MM, Tolerance of Weight: ±10%.



LIGHT DISTRIBUTION TESTING PARAMETERS

Luminaire Property

Luminaire Manufacturer:
 Luminaire Category:
 Lamp Catalog:
 Number of Lamps:
 Luminous Length (mm):
 Luminous Height (mm):
 Current: 5.106 A
 Power Factor: 0.993

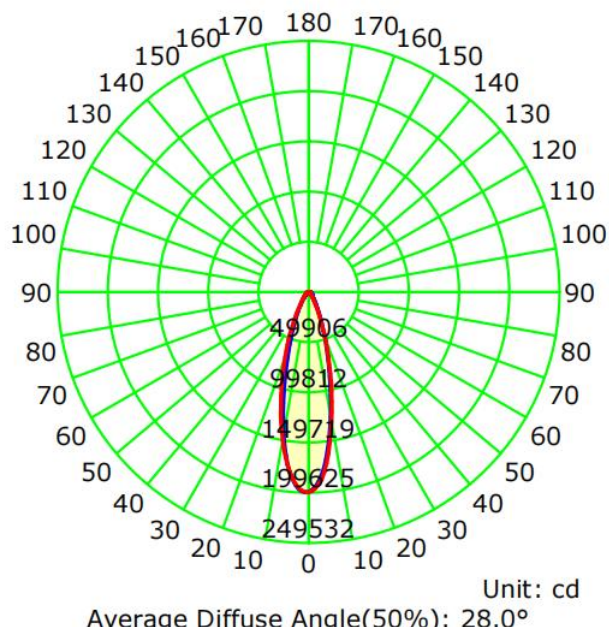
Luminaire Description:
 Lamp Description:
 Lumens per Lamp:
 Luminous Width (mm):
 Voltage: 120.0 V
 Power: 608.47 W

Photometric Results

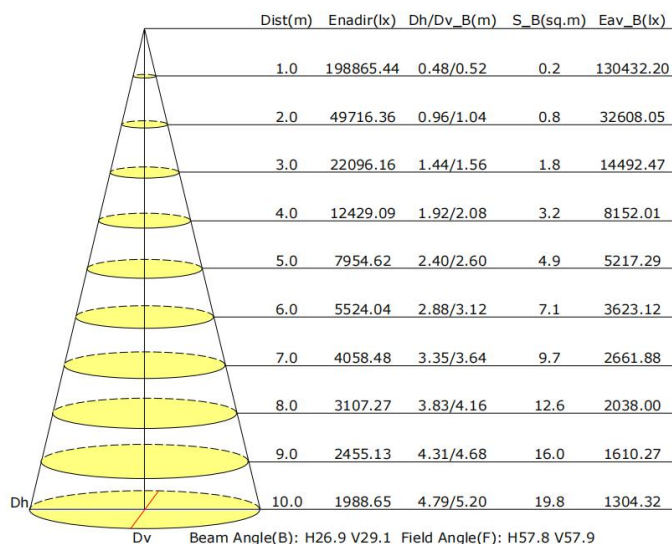
IES Classification: Type I
 Total Rated Lamp Lumens: 71816.3 lm
 Efficiency: 100%
 Upward Ratio: 0%
 C0r0 Intensity: 198865.44 cd
 Pos of Max. Intensity: H225 V1
 Beam Angle(C0/C180,C90/C270,C45/C225,C135/315): 26.9, 29.1, 28.2, 27.7

Longitudinal Classification: Very Short
 Measurement Flux: 71816.3 lm
 Downward Ratio: 100%
 Luminaire Efficacy Rating (LER): 118.08
 Max. Intensity: 199625.82 cd

Luminous Intensity Distribution Curve



Illuminance at a Distance



NOTICE FOR USER

- Please turn off power before installation or maintenance.
- Verify that supply voltage is correct by comparing it with the luminaire label information. Please make sure the wiring is insulated.
- Installation, service, and maintenance of luminaires should be performed by a qualified licensed electrician.

TROUBLESHOOTING

Problem	Solution
Flickering Light	Turn off the power, then turn on again after 3 minutes. If the light continues to flicker, call a licensed electrician.
Fixture not turning on	Check the electrical connection.