

## SPECIFICATION FOR APPROVAL

Customer Code:	B347
Customer P/N:	BW23-02-00127-00
Products Name:	Constant Current Driver
Certification Model	BQ-100B2-260-AD
Samples No.:	BQ-100B2-AD-54
Becky P/N:	

Input & Output characteristics			
Rated Input Voltage	120 - 277	Vac	<b>Attention:</b> Output voltageX output current should be no more than max output wattage in adjustable current mode
Output power	100	W max	
Output Voltage	180-260	Vdc	
Output Current/Range	300-500	mA	
Fixed Current	450	mA	
flicker	Title24	Bipolar flicker-free	Unipolar flicker-free
	<30%	<5%	<5%
		<input checked="" type="checkbox"/>	

Approval Of Customer Signature			
Quality Dept	R&D	ENG	Recognition seal

Wire specifications							
Item	location	Color	Gauge	AWG	Length	Method connecting wire	Remark
AC I/P	L	Black	UL1015	AWG18	200±8mm	Peel off the tin 10±1mm	
	N	White					
	GND	Green			150±8mm	The tail is connected with the OUT-4 gasket	
Dc O/P	V+	Red	UL1015	AWG18	100±8mm	Peel off the tin 8±1mm	
	V-	Black					
Dimming	Dim+	Purple	UL1569	AWG22	100±8mm	Peel off the tin 4±1mm	Add black protective casing
	Dim-	Pink					
Aux12V	12V+	White					
Preg	Preg+	Yellow	UL1569	AWG22	100±8mm	Peel off the tin 4±1mm	
	Preg-	Gray					
PS	PS+	Gray	N/A	N/A	N/A	N/A	
	PS-	Black					

Nameplate Information :

**Model: BQ-100B2-260-AD**  
Constant Current LED Driver

TC: 90°C  
Class P  
Type HL

**DIMMING**  
Class 2  
12V+...WHITE ○  
DIM-...PINK ○  
Preg-...GRAY ○  
DIM+...PURPLE ○  
Preg+...YELLOW ○

**OUTPUT**  
V-...BLACK ○  
V+...RED ○

Input Voltage	120-277VAC 50/60Hz
Input Current	1.0A Max
Input power	112Watts Max
Power Factor	≥0.90
Output Voltage	180-260VDC
Output Current	300-500mA
Output Power	100Watts Max
12V Output	12V 200mA Max

www.becky-dg.com  
Control Mode: 0-10V  
Suitable for damp Locations Integrated spd  
For LED modules only Made in China

LISTED E478128

Nameplate Description	Material	Surface treatment:	Thickness:	Unit:	remark
	Silver polyester	Polishing	0.13/+0.02	mm	The bottom of the silver black
decal	Silver polyester	Polishing	0.1±0.02	mm	The bottom of the silver black

## Product Characteristics

Efficiency up to 95%

Isolated dimming:0/1-10V, Dim-to-Off

Functional: Dim/Non-Dim/Aux 12V / The output current is adjustable ( External Adj power And Photocell sensor Choose between ) . meet different customer requirement is optional, Bring afterglow optional function.

- IP Rating: IP54
- Surge: DM(L/N):6KV,CM (L/N-PE) :6KV
- Warranty: 5Years



## Product Description

B2 Series is a long bipolar stroboscopic No strobe non-isolated constant current drive power supply, this series is specially designed and developed for shoebox lights, wall lights, flood lights, industrial and mining lights, beautiful appearance design, The overall appearance design is aesthetically pleasing, and the multifunctional configuration of the product meets the different functional design needs of customers. With ultra-high efficiency and good heat dissipation, it greatly improves the reliability of the product and ensures its lifespan. At the same time, comprehensive protection functions ensure that the product operates without obstacles.

## Model List

Model List	Pout	Vin	Vout	Vout	Iout	Eff.	0-10V Aux12V	
						277Vac	AP	Y
BQ-100B2 -260-Z	100W	120-277V	180-260	200-250	300-500	95%	Class 2	
<b>Function "Z"</b>	<b>N</b>	<b>V</b>	<b>A</b>	<b>D</b>	<b>AD</b>	<b>P</b>	<b>AP</b>	<b>Y</b>
					☑			

N : No Dimming ,  
 A : 0-10V Dimming and Aux12V  
 AD : 0-10V Dimming + Aux12V+External Adj power  
 P : 0-10V dimming+Photocell sensor  
 AP : 0-10V dimming+ Aux12V+ Photocell sensor  
 Y : Indicates that the afterglow function is removed  
 \*

**The output voltage \* output current must not exceed the maximum output power when using the current adjustable function;**

**Input Characteristics**

Parameters	Min.	Typical	Max.	Unit	Testing Conditions/Remark
Rated Input Voltage Range	120	/	277	Vac	/
Input voltage range	108	/	305	Vac	/
Input frequency	47	50/60	63	Hz	/
Input current	/	/	1000	mA	@120Vac
Inrush Current	/	/	110	A	100%load at 277Vac input cold start
PF	0.9	/	/	N/A	@120-277Vac 70%full load
THD	/	/	20	%	@120-277Vac 70%full load
Flicker	/	/	5	%	@120-277Vac
Turn-on Delay Time	/	/	750	mS	@120Vac
No Load Power	/	/	5	W	@120-277Vac
Short circuit power	/	/	10	W	@120-277Vac(Enter hiccup mode)

**Output Characteristics**

Parameters	Min.	Typical	Max.	Unit	Testing Conditions/Remark
Rated Output Voltage	180	/	260	Vdc	/
Rated output current(adjustable)	300	/	500	mA	±5% Rated Vout*Rate Iout≤Rated Pout
Rated output wattage	/	/	100	W	@100% Load at120-277Vac
No-Load Voltage	/	/	315	Vdc	@120-277Vac
Efficiency@120V ac	91	93	/	%	@Full Load Output: 260v/0.38A
Efficiency@230V ac	93	95	/	%	@Full Load Output: 260v/0.38A
Efficiency@277V ac	93	95	/	%	@Full Load Output: 260v/0.38A
Line Regulation	-5%	/	+5%	%	@Full Load
Load Regulation	-5%	/	+5%	%	
Ripple Current	/	5%	10%	%	

### Dimming Characteristics

Function	Parameters		Min.	Typical	Max.	Unit	Remark
0-10V Class 2	Applied maximum voltage		0	/	12	V	
	Dimming output current range		0	/	100	%	High compatibility
	Dimming Voltage		0	/	10	V	
	Dimming Current		90	100	110	uA	
Dim to Off (Optional)	0-10V	Turn-off voltage	0.6	0.8	1.0	V	Dim short circuit- Off
		cut-in voltage	0.7	0.95	1.2	V	
	1-10V		/	/	/		Dim short circuit-Not Off
Noted	Please take good insulation measures if the dimming cable is not in use						

### Auxiliary Characteristics

Function	Parameters		Min.	Typical	Max.	Unit	Remark
■ Aux12V (Optional) Class 2	Output Voltage		11	12	13	V	
	Output Current		0	/	200	mA	
	Ripple Voltage		/	/	500	mV	
	Dynamic Load		◆ Please pay attention to the compatibility verification with the LED Driver when using the Aux12V or other sensor.				
(Optional)	Adj.Power		/	/	/	%	L/M/H Third gear output percentage
	3CCT		/	/	/	K	CW:Cool whiteMC:Colour mixture(CW and WW mixed)WW:Warm white

Photocell sensor	Test environment	Start-up delay			Power-on delay		
		Min	Type	Max.	Min	Type	Max.
	Incandescent lamp	/	/	/	/	/	/
Notes	1. The position of photocell should be designed to avoid the reflection interference of body light source; 2. Should be avoid interference from light source reflection when installing lamps 3. This data is for reference only. The actual value varies due to the selection of light control head and the structural design of lamps 4. Infrared light sensitive head						

**Protection Function**

Function	Parameters	Min.	Typical	Max.	Unit	Remark
OTP ( TC )	Current drop mode	90	95	105	°C	Current is automatically restored when overtemperature is lifted
SCP	Not damaged with long time short circuit, hiccup mode					Automatic recovery after short circuit release
OVP	Output voltage will be limited to the specified range.					Auto recovery
Others						

**Environmental Characteristics**

Parameters	Min.	Typical	Max.	Unit	Remark
Operating Temp.	-40	/	90	°C	Tc
Storage Temp.	-40	/	90	°C	RH:5%~95%
Tc Temp.	/	/	90	°C	
Life Time 50000H/ @Tc80°C at full load	/	80	/	°C	Refer to the life curves.
MTBF200000 H/@ 25°C	/	25	/	°C	80%load MIL-HDBK-217F

**Safety and EMI Standards**

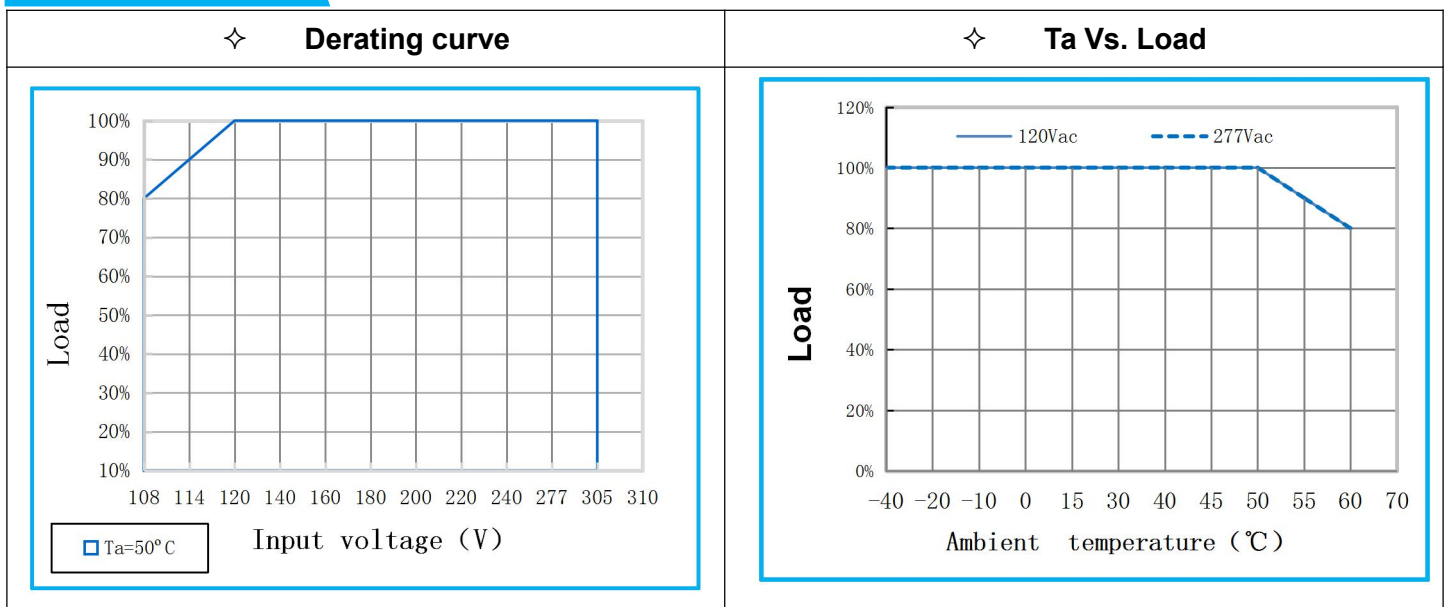
Status	Certification	Country	Safety Standard	Remark
<input checked="" type="checkbox"/>	<b>UL/Cul</b>	USA/Canada	UL 8750	
	<b>CCC</b>	China	GB19510.1;GB19510.14 GB17625.1;GB/T17743	
	<b>CE-LVD ENEC</b>	European	EN61347-2-13; EN61347-1 EN62384	
	<b>CB</b>	CB Member states	IEC61347-2-13 IEC61347-1	
	<b>SAA</b>	Australia	AS/NZS61347.1+AS/NZS61347.2.13	

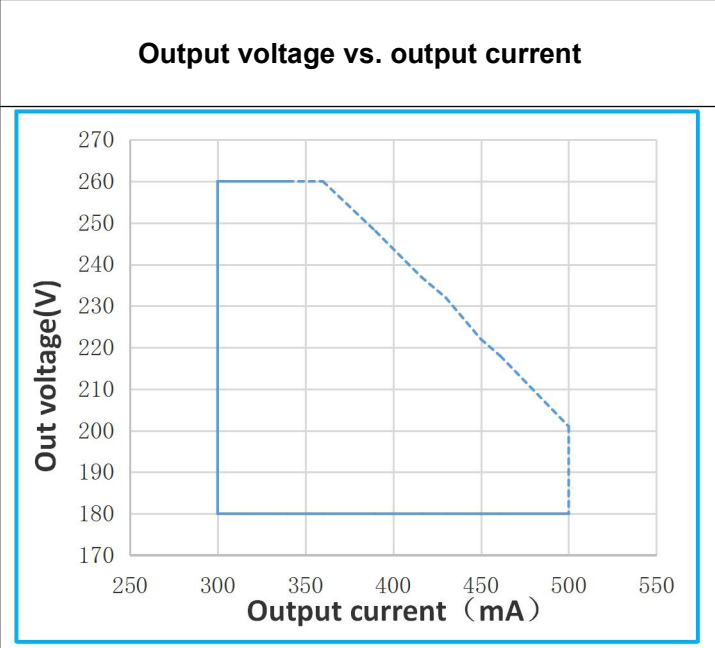
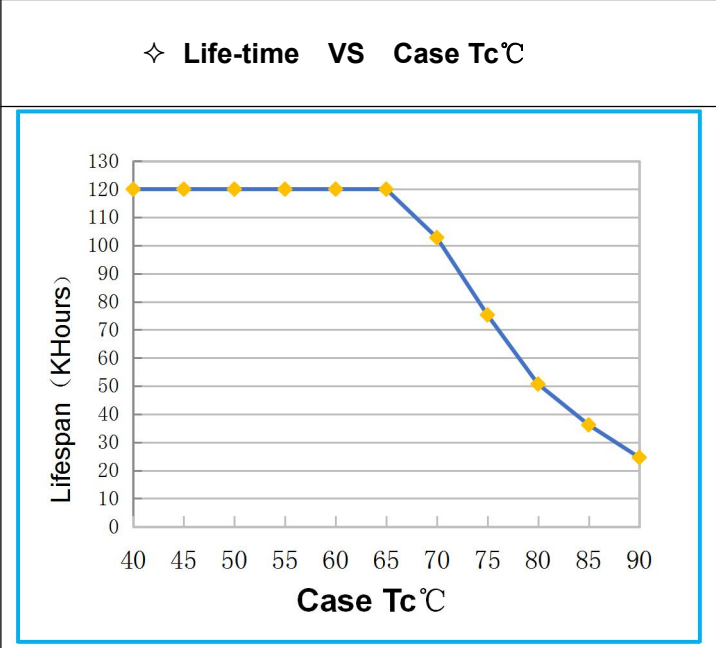
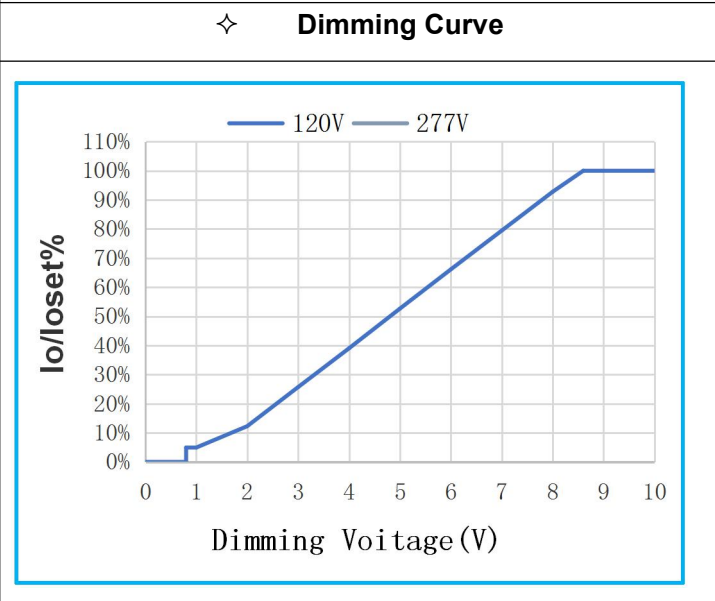
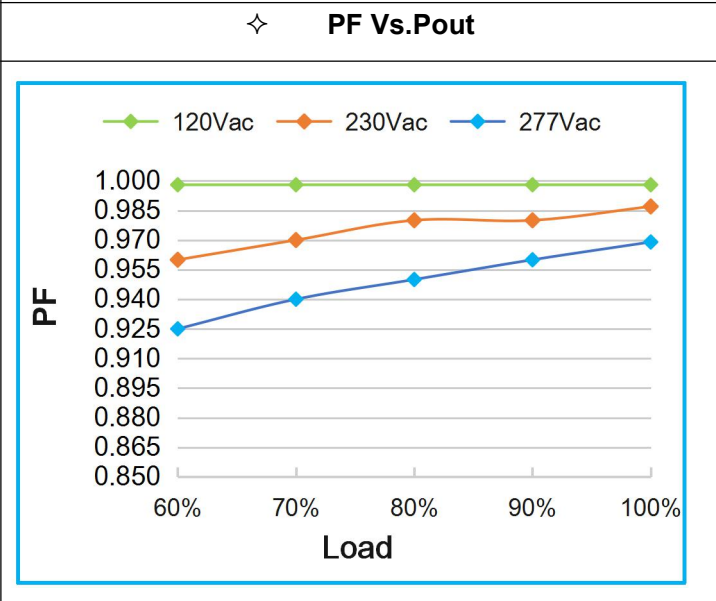
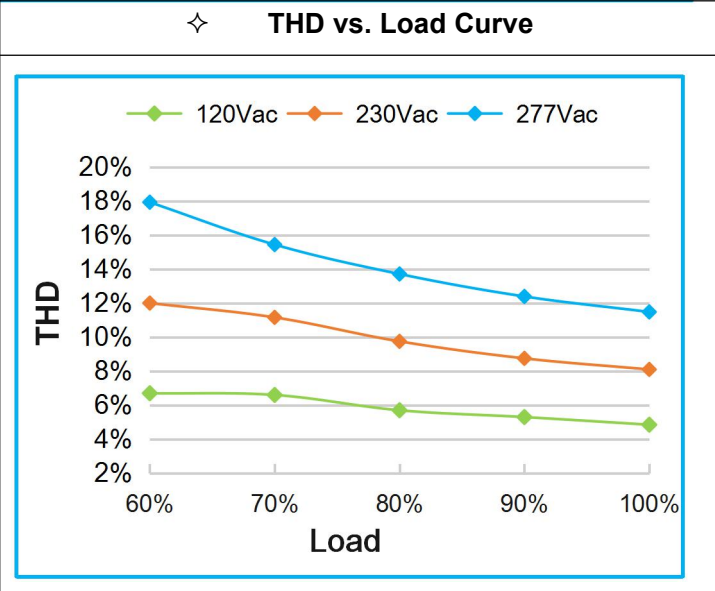
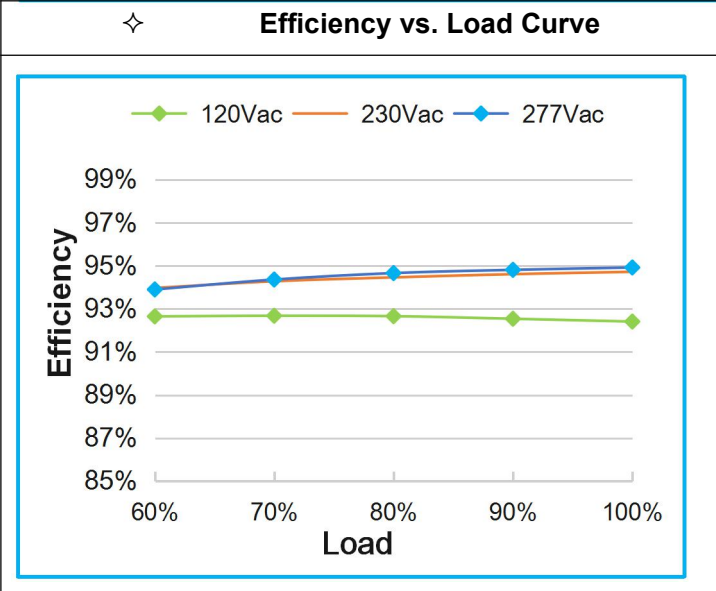
EMI/EMS	Area	Standard	Requirement
FCC	USA	Part 15,ANSI C63.4	Class B
EMC	European	EN/IEC55015; EN61547 EN/IEC61000-3-2 EN61000-3-3	Class C
Surge	European	IEC/EN61000-4-5	DM:6KV CM:6KV
Ring wave	USA	IEC/EN 61000-4-12;ANSI/C82.77-5	2.5KV
ESD	European	EN 61000-4-2	8 KV air discharge ; 4 KV contact discharge

Remark:The LED Driver itself complies with EMC standard. However,the LED Driver's EMC should be re-checked with lamp when integrated into lighting systems.

InsulationRequirements	UL	TUV	CCC	Unit	Remark
Input-Case	2U+1000	/	/	Vac	
Input-Dim	2U+1000	/	/	Vac	Reinforced insulation 2U+1000V
Dim-Case	500	/	/	Vac	Basic insulation
Insulation Resistance	> 10	/	/	MΩ	Input-Dim@500Vdc/25°C
Ground Resistance	< 0.1	/	/	Ω	PE-Case,25A/1min
Leakage Current	≤0.75	/	/	mA	@277Vac


### Performance Curves





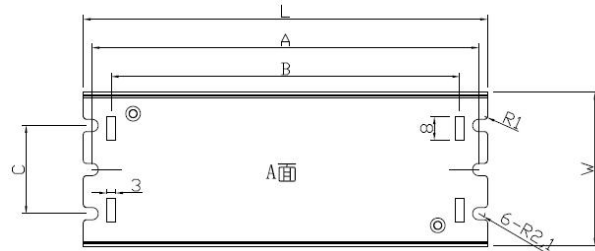
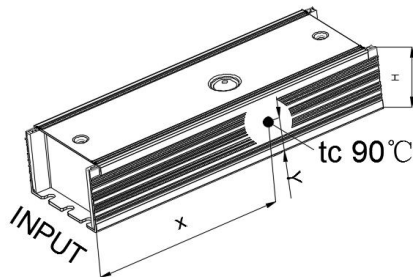


## Typical Applications



## Mechanical Characteristics

Material of case	mm Dimension for case						Tc position		Tolerance	technology	Tolerance
	A	B	C	L	W	H	X	Y			
Aluminum	132	119	30	138	52.5	33.5	88.5	19	±2mm	gluing	±50g



Item	Color	AWG	AWG	Outlet mode	remark	
Input line	ACL	Black	UL1015	AWG18 600V 105°C	Only for customers to select the reference, the detailed wire specifications and wire length and the color of the wire to acknowledge the sample after the specification page 2 shall be subject to;	
	ACN	White				
	GND	Green				
Output line	LED+	Red	UL1569	AWG22 300V 105°C		Peel off the tin 10mm
	LED-	Black				
Adjust the lightAux 12v	Dim+	Purple	UL1569	AWG22 300V 105°C		Z=D&AD(Peel off the tin10mm) Z=P&AP (PH2. 0-2PIN)
	Dim-	Pink				
	12v	White				
Power modulation line&Light control	PR+	Yellow	UL1569	AWG22 300V 105°C	Z=D&AD(Peel off the tin10mm) Z=P&AP (PH2. 0-2PIN)	
	PR-	Gray				

The Products comply with RoHS Directive (2011/65/EU) and REACH(No.1907/2006).

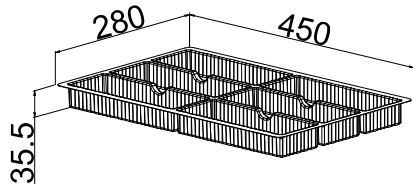
### 1) Notes for design of non-isolated driver light board:

- 2.1 The arrangement of lamp beads is recommended to design parallel first then series;
- 2.2 Withstand voltage of dielectric layers between aluminum PCB and LED>3KV.
- 2.3 Safety space between aluminum base and LED coppers coil than 4.7mm
- 2.4 The creepage distance than 2.5mm between LED+ and LED- on the aluminum substrate
- 2.5 Aluminum substrate is not covered with excess heat dissipation copper foil

Packaging information

**B2 / D2 / K2 (80-200W)**

PACKING DRAWING



Qty :	_____	PCS
G.W :	_____	Kgs
N.W :	_____	Kgs
SIZE :	X X	cm
Made in china		



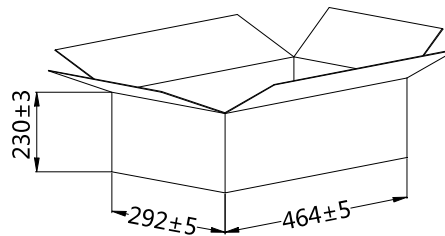
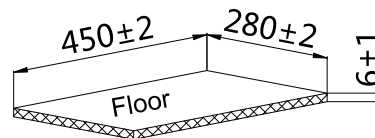
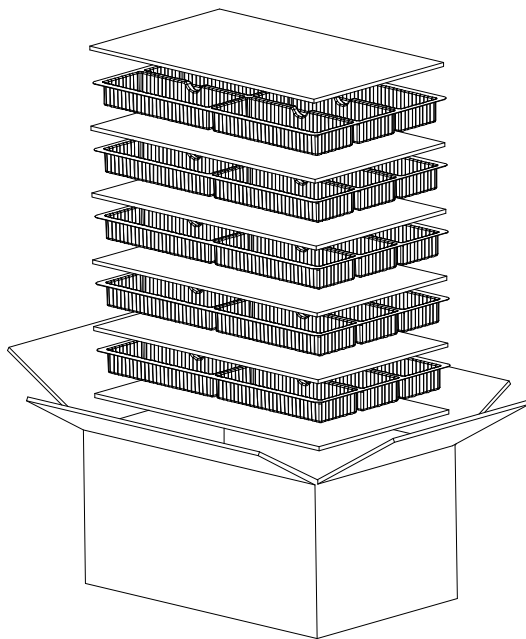
Side marking

The Leader of Non-Isolated LED Driver

Professional Manufacturer of Outdoor LED Driver

Web: <http://www.becky-dg.com> <http://www.becky-usa.com>

Address: Yinyong Industrial zone Jinma Road  
Hengli Town Dongguan City



Packing Box

Not in Scale  
For reference only  
Unit: mm

The product is placed flat in the blister box, with 1\*6PCS per layer, a total of 30PCS in 5 layers

Material	Material part list	Size	Dosage PCS	Total amount
Floor	JD450280A6320000	450 x 280mm(A636A)	6/Box	30Pcs
Blister Box	UT4528036W020000	450 x 280 x 35.5 x 0.35mm	5/Box	
Packing Box	JC462923A6320000	464 x 292x 230mm(A636A)	1/Box	