




LED Downlight 5CCT + Night Light

- **Two modes: Downlight, Nightlight**
- The night light can be also dimmable by the wall switch.
- The night light provide 2000K, the downlight mode can be set as 2700K(soft white), 3000K(warm white), 3500K(warm white), 4000K(neutral white) or 5000K(daylight).
- Non-yellowing PC lens
- Damp location rated for indoor use
- CRI > 90
- PF > 0.95
- IP20 & IK08
- Surface or recessed mount options
- Suggested applications: Kitchens, bathrooms, hallways, and offices
- 5-year warranty

Certifications



Flip on/off the wall switch to change working modes



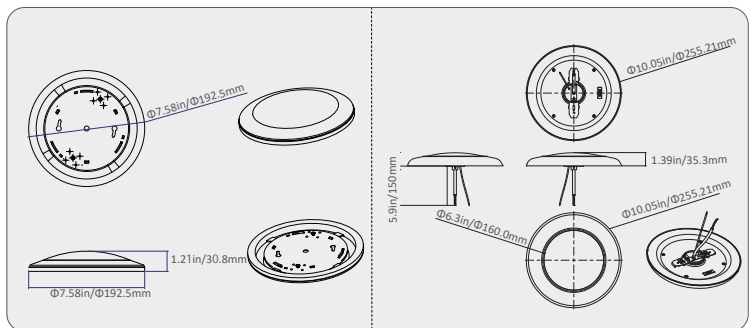
Nightlight




Downlight

Note Downlight ON Only: Flip switch ON then OFF for 5 seconds, then turn back ON for continuous downlight.

Night Light ON Only: Turn ON downlight then turn OFF again, then flip switch again. Only the nightlight should turn on.



LED Disk Light 5CCT + Night Light



Model	Watt	Input Voltage	Typical Lumen	Light Color	Mounting	Dimmable	Control Method	CRI	Dimensions (Inch)
PLT-90476	15W	AC 120V	1144Lm	2700K/ 3000K/ 3500K/ 4000K/ 5000K +2000K Night Light	Surface or Retrofit*	5%-100% Dimmable	Wall Switch	>90	7.58"x7.58"x1.2"
PLT-90477	20W		1511Lm	Surface Only	10.05"x 10.05"x 1.39"				

*Comes w/ E26 base adapter & spring tabs that fit 4", 5", & 6" cans.



Selectable Table

SKU	Wattage	CCT	Lumens	LPW
PLT-90476	15W	2000K	155	10
		2700K	1069	71
		3000K	1110	74
		3500K	1144	76
		4000K	1123	75
		5000K	1115	74
PLT-90477	20W	2000K	174	9
		2700K	1433	72
		3000K	1508	75
		3500K	1511	76
		4000K	1449	72
		5000K	1445	72