



GREENCREATIVE

# Revolutionized Efficiency Unleashed Flexibility

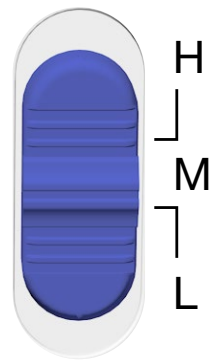
**Power and CCT Select  
Traditional HID Replacement Lamps**

## Selectable Light Outputs with Innovative Proprietary Locking Cover Design

A23 and PS30 models are designed with integral power select switch, enabling three field-selectable lumen outputs ranging from 2,000lm to 5,000lm, adding flexibility and simplicity to your lighting design.

The innovative proprietary locking cover design also ensures power settings remain unchanged after installation, securing rebate at each power setting level.

### Select Drive



## Industry Leading Efficacy

With industry leading high efficacy of up to 152lm/W, you can be assured of a lower operational cost and greater savings.

Up to  
**150** lm/W

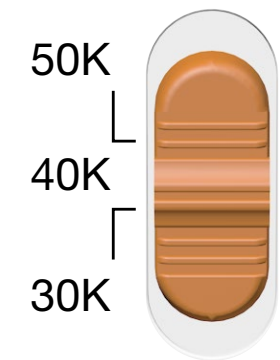


**Lock Cover to  
Secure Power  
and CCT Settings**

## Selectable Color Temperatures


Designed also with integrated CCT switch, the lamps allow for effortless selection from three color temperatures of 3000K, 4000K, and 5000K in the field. Whether you are seeking warm light for a cozy and relaxing atmosphere or cool light for a more energetic and productive environment, our CCT select switch has you covered with only one product.

### Select Kelvin



## Dimming Capability Across the Range

The series of lamps are all working with common 120V TRIAC/ELV dimmers. Lighting control is made easier for better comfort for end users.




DIMMABLE



## Thermal Management

In addition to the heatsink design for thermal management, an embedded thermal sensor will reduce power if the lamp's ambient temperature exceeds the threshold level, extending the product's lifetime.



## Performance Guaranteed with Industry Approvals

Both A23 and PS30 EX39 lamps in the series are DLC listed. The A21 model is also featured with a high CRI 92 for great color accuracy, and Title 20, Title 24 JA8 certified for usage in California.

Suitable for use in totally enclosed fixtures, the series of lamps have an L70 rated lifetime of 50,000 hours and backed up by our standard 5 years warranty.





## Versatile Options in Classic Bulb Shape

Available in classic A21, A23 and PS30 bulb shapes, this series of lamp are an ideal replace for easy installation in a variety of lighting applications, including downlights, bollard, post-top, canister, low bay, and enclosed streetlights etc.



A21 E26

2,000 - 2,100 Lumens  
125W Incandescent Equivalence  
California Title 20, Title 24 JA8 Compliant



A23 E26

3,100 - 3,200 Lumens  
200W Incandescent Equivalence  
Supplied with Locking Cover



A23 EX39

3,100 - 3,200 Lumens  
70-100W HID Equivalence  
Supplied with Locking Cover



PS30 E26

4,500 - 5,000 Lumens  
300W Incandescent Equivalence  
Supplied with Locking Cover



PS30 EX39

4,500 - 5,000 Lumens  
100-175W HID Equivalence  
Supplied with Locking Cover



GREENCREATIVE

**Your Partner for Professional Lighting Solutions**



**Power and CCT Select  
Traditional HID Replacement Lamps**