



Select Series Linear High Bay

Product Specifications



The Select Series Linear High Bay by TCP is a versatile solution for endless applications. With an all-metal frame and included mounting hardware, the HB by TCP is quick to install and will provide a long-lasting, durable light source for years to come.

Reasons to choose the Select Series Linear High Bay from TCP

- Steel frame with no scalloping, pop riveted, and rounded-edge corners
- Frosted lens standard to eliminate glare
- Smooth, even lighting without shadows
- Wide beam spread due to angled LED design providing clean cutoff
- Includes 6 foot power cord
- 50,000 hour rated life
- 0-10V smooth dimming Includes V brackets and 5ft hanging chain
- Damp location rated

Ideal Applications

- High ceiling locations
- Commercial settings
- Industrial settings
- Retail settings
- Warehouses



Select Series Linear High Bay

Specifications

Input Line Voltage	120-277 VAC
Input Line Frequency (Hz)	50/60Hz
Surge Protection	6kV
Wattage.....	160/185/200W
Lumens	24,600/28,000/30,500L
Lumens per Watt (LPW).....	>130 LPW
Rated Life.....	50,000 hours
Minimum Starting Temperature	-20°C
Maximum Operating Temperature	50°C
CRI	>80
Power Factor	>90%
THD.....	<20%
Ratings	UL/cUL damp location rated, DLC Standard 5.1
Controls	0-10V dimming (standard)



Listings

RoHS Compliant
DLC 5.1 Standard

Warranty

Five year limited warranty against defects in manufacturing.

Applications

The Select Series Linear High Bay by TCP is a versatile solution for endless applications. With an all-metal frame and included mounting hardware, the HB by TCP is quick to install and will provide a long-lasting, durable light source for years to come. Best for use in high ceiling locations in commercial, industrial, retail, or warehouse settings.

Features

- Post painted steel frame with no scalloping, pop riveted, and rounded-edge corners
- Frosted lens standard to eliminate glare
- No shadows for smooth, even lighting
- Damp location rated
- 250W or 400W HID equivalent
- Wide beam spread

Hardware Included

- 2 Tong Hangers
- 5' Jack Chains
- 6-Foot Prewired Cord

Catalog Ordering Matrix Example: HB2UZDSW5CCT

FAMILY	SIZE	VOLTAGE	DIMMING	WATTAGE ¹ (LUMEN PACKAGES ²)	COLOR TEMPERATURE
HB - HB Series Linear High Bay	2 - 2 Feet	U - 120-277V	ZD - 0-10V Dimming	SW5 - 160/185/200W (24,600/28,000/30,500L)	CCT - 4000K/5000K Selectable

¹ Actual wattage may differ by +/- 10%.


² Approximate lumen output. Actual performance may vary based on CCT, options selected and end user application.





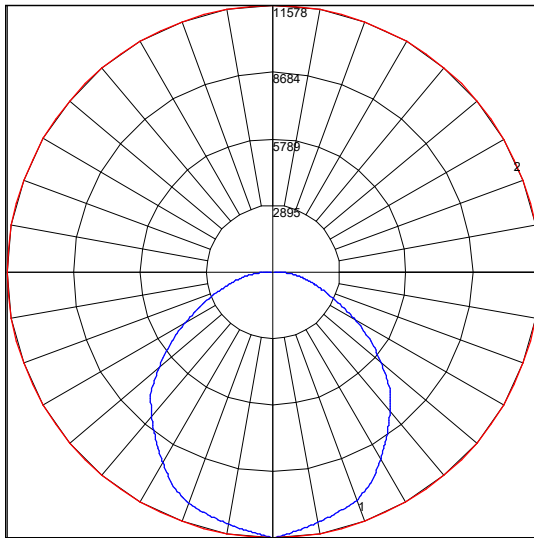
Select Series Linear High Bay

Dimensions



Photometric Report

Polar Graph



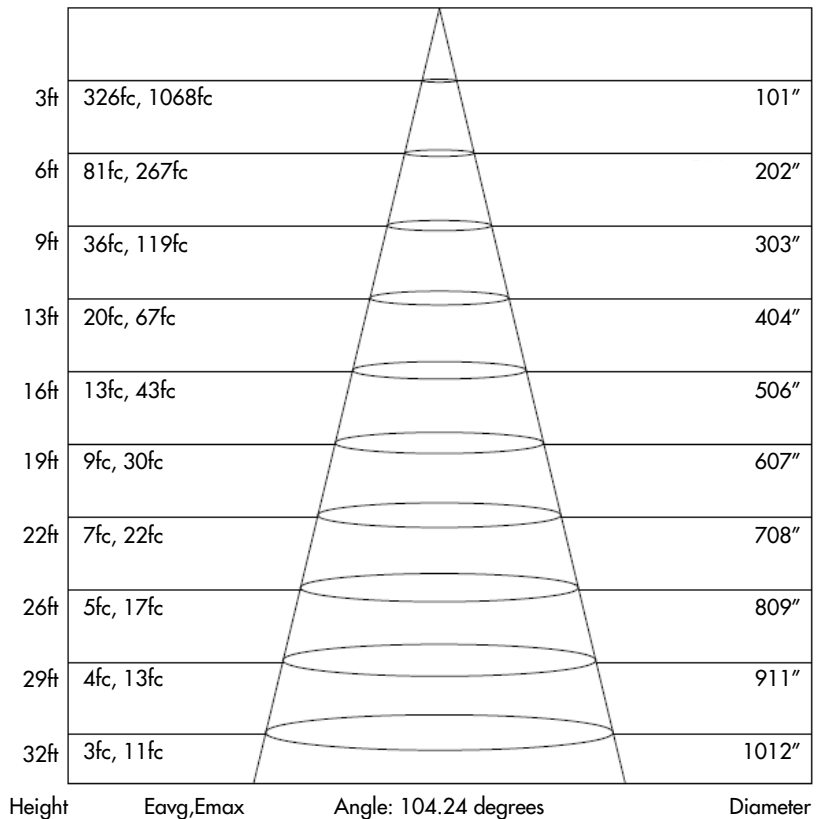
Maximum Candela = 11578 Located At Horizontal Angle = 0, Vertical Angle = 0
 # 1 - Vertical Plane Through Horizontal Angles (0 - 180) (Through Max. Cd.)
 # 2 - Horizontal Cone Through Vertical Angle (0) (Through Max. Cd.)

Characteristics

Luminaire Lumens	29997
Total Luminaire Efficiency	100 %
Luminaire Efficacy Rating (LER)	1.58
Total Luminaire Watts	190.407
Ballast Factor	1.00
CIE Type	Direct
Spacing Criterion (0-180)	1.22
Spacing Criterion (90-270)	1.24
Spacing Criterion (Diagonal)	1.34
Basic Luminous Shape	Rectangular
Luminous Length (0-180)	1.12 m
Luminous Width (90-270)	0.54 m
Luminous Height	0.00 m

Specifications and dimensions subject to change without notice.

Based off wattage setting at 200W



Note: The curves indicate the illuminated area and the average illumination when the luminaire is at different distance.

For the most up-to-date specs and warranty information, please visit www.tpci.com





Select Series Linear High Bay

Photometric Report

Based on photometric data for
TCP Item # HB2UZDSW5CCT

Coefficients of Utilization – Zonal Cavity Method

Effective Floor Cavity Reflectance 0.20

RC	80				70				50			30			10			0
	70	50	30	10	70	50	30	10	50	30	10	50	30	10	50	30	10	0
0	119	119	119	119	116	116	116	116	111	111	111	106	106	106	102	102	102	100
1	109	105	100	97	106	102	99	95	98	95	92	94	92	89	91	89	87	85
2	100	92	85	79	97	90	84	79	86	81	77	83	79	75	80	76	73	71
3	91	81	73	67	89	79	72	66	76	70	65	74	68	64	71	66	63	60
4	84	72	63	57	81	71	63	56	68	61	56	66	60	55	64	58	54	52
5	77	64	56	49	75	63	55	49	61	54	48	59	53	48	57	52	47	45
6	71	58	49	43	69	57	49	43	55	48	42	54	47	42	52	46	42	40
7	66	53	44	38	64	52	44	38	50	43	38	49	42	37	48	42	37	35
8	62	48	40	34	60	48	40	34	46	39	34	45	38	34	44	38	33	31
9	58	44	36	31	56	44	36	31	43	35	30	41	35	30	40	35	30	28
10	54	41	33	28	53	40	33	28	39	32	28	38	32	28	38	32	27	26

Zonal Lumen Summary

Zone	Lumens	%Lamp	%Fixt
0-20	4163.26	13.90	13.90
0-30	8827.01	29.40	29.40
0-40	14337.76	47.80	47.80
0-60	24526.11	81.80	81.80
0-80	29450.6	98.20	98.20
0-90	29996.76	100.00	100.00
10-90	28914.93	96.40	96.40
20-40	10174.5	33.90	33.90
20-50	15699.55	52.30	52.30
40-70	13392.36	44.60	44.60
60-80	4924.49	16.40	16.40
70-80	1720.48	5.70	5.70
80-90	546.16	1.80	1.80
90-110	0.00	0.00	0.00
90-120	0.00	0.00	0.00
90-130	0.00	0.00	0.00
90-150	0.00	0.00	0.00
90-180	0.00	0.00	0.00
110-180	0.00	0.00	0.00
0-180	29996.76	100.00	100.00

Total Luminaire Efficiency = N.A.%

Specifications and dimensions subject to change without notice.

For the most up-to-date specs and warranty information, please visit www.tcp.com



TECHNOLOGY CAST IN A BEAUTIFUL LIGHT

For over 30 years, TCP has been designing, developing and delivering energy-efficient lighting into the market. Thanks to our cutting-edge technology and manufacturing expertise, we have shipped billions of high quality lighting products. With TCP, you can count on a lighting product that is designed to meet the needs of the market - that transforms your surroundings and envelopes you in warmth - lighting that generates beauty with every flip of the switch.

Sales:

Date:

Model:

Project:

Rep:

Catalog Number:

Type:

Notes:



For more information on the quality and care TCP can deliver, call us at **800.324.1496** or visit tcpi.com

325 Campus Dr. | Aurora, Ohio 44202 | P: 800.324.1496 | F: 877.487.0516