



Cass Linear LED Pendant CSSP Series

LOCATION		DATE
PREPARED BY		QUANTITY
COMMENTS		FIXTURE TYPE
CATALOG NUMBER		

Features

This pendant features four-sided illumination with a white acrylic diffuser. Includes a 9 ft. adjustable cord. For use in kitchen, dining, or anywhere general lighting is needed. Provides lighting in residential, commercial and hospitality applications. This fixture mounts to a standard junction box (not included).

Construction

Extruded aluminum housing. The canopy fits over a standard junction box. Canopy dimensions - 15.8" x 4.7" x 1.6"
Power supply connections must be made inside a junction box (not included).

Finish

Black (black cord), Gold (clear cord) or Satin Nickel (clear cord) finish.

Diffuser

White acrylic diffuser.

Electrical

Input 120 VAC 60 HZ.
Compatible with TRIAC and ELV dimmers.

LED

Integrated LED modules capable of producing:
38W = 4000 source lumens, 2940 delivered lumens
3000K (CCT). Rated for 50,000 Hrs., 90 CRI.

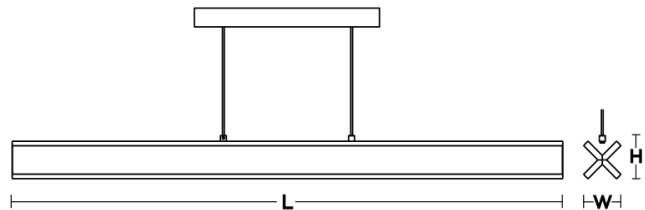
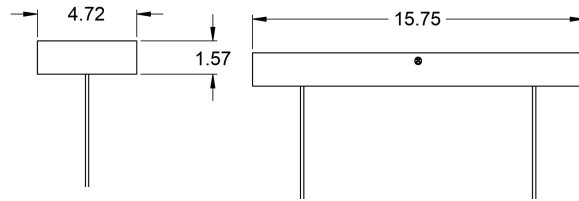
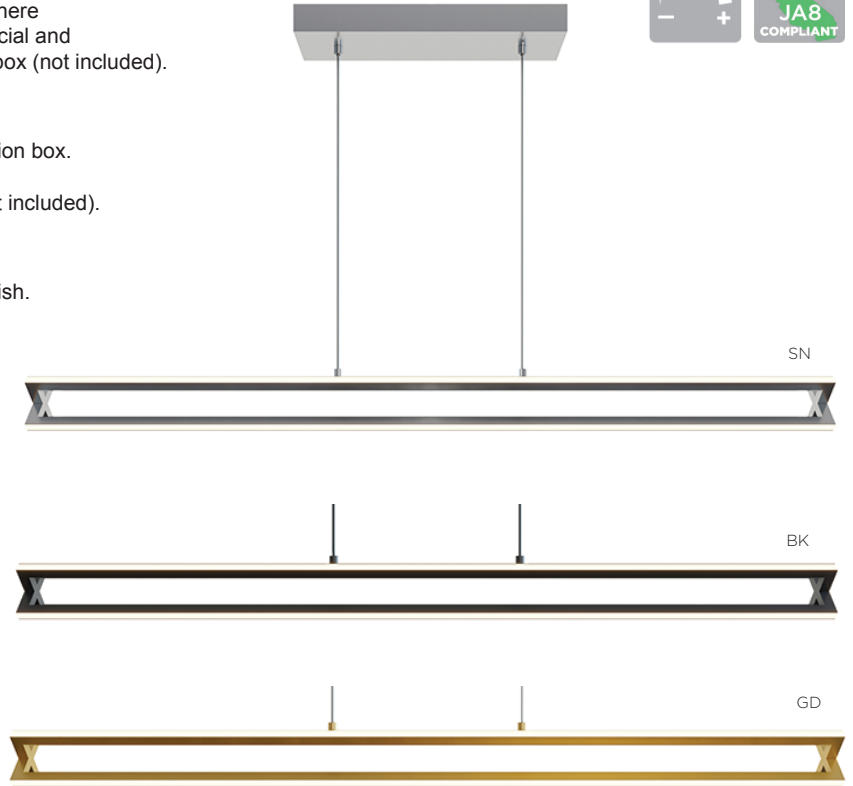
Certification

All fixtures are cETLus listed for indoor damp locations.
Title 24/JA8 compliant.

Warranty

Limited warranty: This fixture is free from defects in materials and workmanship for a period of 5 year from date of purchase.

**Specifications and dimensions
subject to change without notice.**



Ordering Information:

Black	Gold	Satin Nickel	LED	Source Lumens	Delivered Lumens	CCT	L	W	D
CSSP0448L30D1BK	CSSP0448L30D1GD	CSSP0448L30D1SN	38W	4000	2940	3000K	48"	4"	4"