


# ALCR-D20L-C ALCR-D20L

20 A Emergency Lighting Automatic Load Control Relay



### Specifiers reference:

Project: \_\_\_\_\_  
 Type: \_\_\_\_\_  
 Model #: \_\_\_\_\_  
 Comments: \_\_\_\_\_

### Product Summary

- Approvals** ..... UL Listed to UL924
- Normal Power Supply Voltage** ..Universal Input 120-277 Vac
- Normal Power Supply Current** ..... 25mA
- Normal Power Supply Frequency** ..... 50/60 Hz
- Emergency Power Supply Voltage** .....120-277 Vac
- Emergency Power Supply Frequency** ..... 50/60Hz
- Relay Contact Ratings**  
 20 A Electronic LED Driver @120Vac or @277 Vac  
 20A Magnetic Ballast @120 Vac or @277 Vac

- 0-10 Dimmer Vdc Override** .....for emergency full illumination
- Dimmer Contact Switching**..... 120mA @250V
- Test Switch and Normal Power Indicator** ..Quick Connect IP65 rated
- Weight** ..... 0.85 lbs.  
1.25 lbs. (-C)
- Mounting** ..... Ballast channel  
Stud Mount remote with single flex (-C)
- Dimensions** ..... 9.5"L x 1.7"W x 1.14"H
- Case** ..... Aluminum Case
- Operating Temperature** ..... -4° to 131° F (-20° to 55° C)
- Warranty** ..... 5 years full

All Specifications are subject to change without prior notification

### Description

The Assurance Emergency Lighting automatic load control / bypass relay ALCR-D20L and ALCRD20L-C allows the use of auxiliary generators and inverters to turn ON switched lighting fixtures to full power in the event of a power failure or emergency situation.

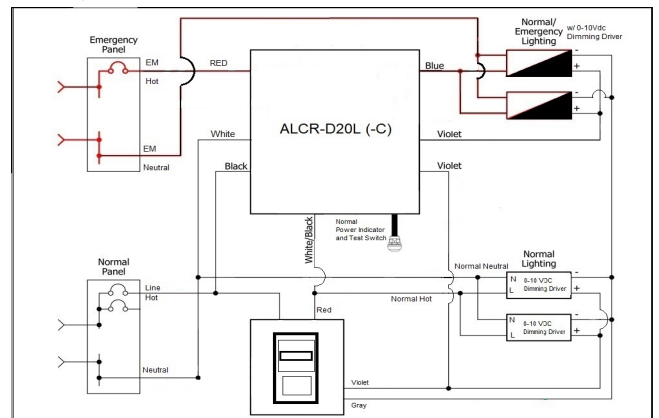
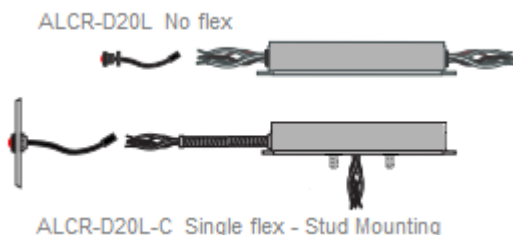
### Specifications

Emergency lighting shall be provided by using existing lighting loads equipped with an Assurance Emergency ALCR-D20L (-C) automatic load control relay. The device shall be capable of serving as an Automatic Load Control Relay or bypass for local switching means when normal utility power has been lost. The ALCR device shall work in conjunction with auxiliary generators and inverters to turn ON switched or 0-10 Vdc dimmed lighting fixtures to full power in the event of a normal power failure.

These load control relays shall consist of relay switching circuitry, a Quick Connect IP65 rated normal power indicator light test switch and 9.5" L x 1.7" W x 1.14" H aluminum enclosure; shall sense normal power (universal input 120 through 277 Vac, 50/60Hz) and switch up to 20 amps (@120 or 277 Vac) for LED drivers or magnetic ballast lighting loads; shall be compatible with 0-10 Vdc dimming controls and allow for override to full illumination; and shall be comply with the current National Electrical Code. The device shall be UL Listed (UL924) for factory or field installation with indoor luminaires, and plenum or damp locations and warranted for a full 5 years from date of purchase.



### Mounting Configurations:



Assurance Emergency Lighting, a division of Assurance Engineering LLC

Assurance Engineering LLC · 357 Cumberland Street · Memphis, TN 38112 · 1-877-774-4775 · www.assurancelighting.com

01112021