

Project Name:	Type:
Part Number:	Date:



GREENCREATIVE

BYPASS AND HYBRID BYPASS PL

FEATURES

- Built-in universal driver – Bypass installation operates directly on 120 – 277V line voltage
- Hybrid Bypass versions can also operate directly on most magnetic ballasts*
- Replace up to 42W CFL lamps with G24d, GX24d (2-pin), G24q & GX24q (4-pin) sockets
- Exceptional efficacy up to 129 LPW
- Suitable for damp locations
- Lamp ambient temperature: -4°F to 113°F (-20°C to 45°C)
- Fixture operating temperature: -4°F to 95°F (-20°C to 35°C)
- Rated lifetime (L70): 50,000hrs
- 5 year limited warranty**/ 10 year available
(see EXTENDED WARRANTIES table for information)



082823



SPECIFICATIONS

Product	Model	Equiv.	Input Voltage	Wattage	Lumens	CCT	CRI	Efficacy (LPW)	Power Factor	THD	Beam Angle	Base Rotatable Angle	Fixture Rating
36639	15.5PLH/830/BYP/R	42W	120-277V	15.5	1,850	3000K	82	119	0.9	<20%	110°	180°	Non-Enclosed
36640	15.5PLH/835/BYP/R	42W	120-277V	15.5	1,950	3500K	82	126	0.9	<20%	110°	180°	Non-Enclosed
36641	15.5PLH/840/BYP/R	42W	120-277V	15.5	2,000	4000K	82	129	0.9	<20%	110°	180°	Non-Enclosed
98256	16.5PLV/830/BYP	42W	120-277V	16.5	1,800	3000K	82	109	0.9	<20%	120°	N.A.	Non-Enclosed
98257	16.5PLV/835/BYP	42W	120-277V	16.5	1,850	3500K	82	112	0.9	<20%	120°	N.A.	Non-Enclosed
98258	16.5PLV/840/BYP	42W	120-277V	16.5	1,900	4000K	82	115	0.9	<20%	120°	N.A.	Non-Enclosed
36086	5.5PLH/827/HYBM	13W-18W	120-277V	5.5	550	2700K	82	100	0.9	<20%	110°	310°	Non-Enclosed
34856	5.5PLH/830/HYBM	13W-18W	120-277V	5.5	550	3000K	82	100	0.9	<20%	110°	310°	Non-Enclosed
36642	5.5PLH/835/HYBM/R	13W-18W	120-277V	5.5	600	3500K	82	109	0.9	<20%	110°	310°	Non-Enclosed
36643	5.5PLH/840/HYBM/R	13W-18W	120-277V	5.5	620	4000K	82	113	0.9	<20%	110°	310°	Non-Enclosed
98399	8PLH/827/HYBM	26W	120-277V	8	870	2700K	82	109	0.9	<20%	110°	310°	Non-Enclosed
98400	8PLH/830/HYBM	26W	120-277V	8	920	3000K	82	115	0.9	<20%	110°	310°	Non-Enclosed
98401	8PLH/835/HYBM	26W	120-277V	8	920	3500K	82	115	0.9	<20%	110°	310°	Non-Enclosed
98402	8PLH/840/HYBM	26W	120-277V	8	950	4000K	82	119	0.9	<20%	110°	310°	Non-Enclosed
98385	5.5PLV/835/HYBM	13W-18W	120-277V	5.5	600	3500K	82	109	0.9	<20%	120°	N.A.	Non-Enclosed
98386	5.5PLV/840/HYBM	13W-18W	120-277V	5.5	620	4000K	82	113	0.9	<20%	120°	N.A.	Non-Enclosed
98387	8.5PLV/827/HYBM	26W	120-277V	8.5	950	2700K	82	112	0.9	<20%	120°	N.A.	Non-Enclosed
98388	8.5PLV/830/HYBM	26W	120-277V	8.5	1,000	3000K	82	118	0.9	<20%	120°	N.A.	Non-Enclosed
98389	8.5PLV/835/HYBM	26W	120-277V	8.5	1,000	3500K	82	118	0.9	<20%	120°	N.A.	Non-Enclosed
98390	8.5PLV/840/HYBM	26W	120-277V	8.5	1,020	4000K	82	120	0.9	<20%	120°	N.A.	Non-Enclosed

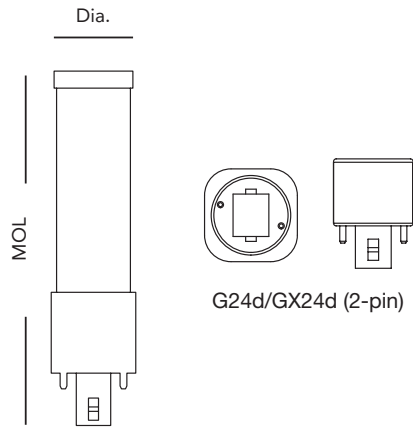
* Ballast Dependent. Please refer to www.greencreative.com for full ballast compatibility list.

**Please visit www.greencreative.com for Limited Warranty terms.



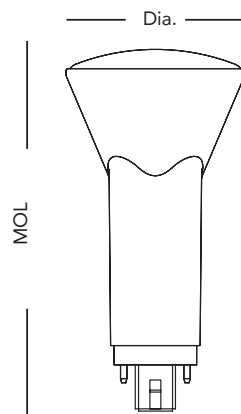
BYPASS AND HYBRID BYPASS PL

DIMENSION & WEIGHT



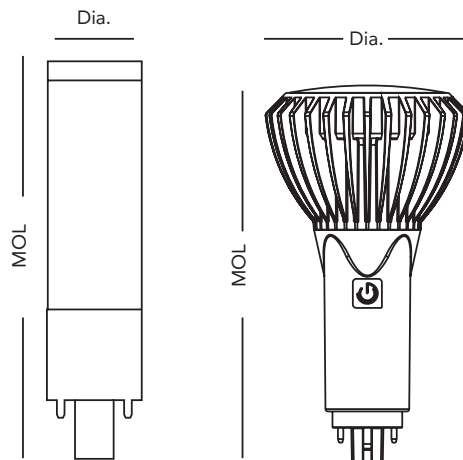
Model	5.5PLH/xxx/HYBM 5.5PLH/xxx/HYBM/R	8PLH/xxx/HYBM
Compatible base	G24d, GX24d, G24q & GX24q (2/4-pin CFL)	
MOL	5-3/8"	6-3/8"
Dia	1-3/8"	1-3/8"
Weight	0.15lb	0.18lb

Where xxx means 824-965 which indicates CRI and color temperature



Model	5.5PLV/xxx/HYBM	8.5PLV/xxx/HYBM
Compatible base	G24d, GX24d, G24q & GX24q (2/4-pin CFL)	
MOL	5-3/8"	5-3/8"
Dia	2-9/16"	3-9/16"
Weight	0.16lb	0.20lb

Where xxx means 824-965 which indicates CRI and color temperature



Model	15.5PLH/xxx/BYP/R	16.5PLV/xxx/BYP
Compatible base	G24d, GX24d, G24q & GX24q (2/4-pin CFL)	
MOL	6-11/16"	6-7/16"
Dia	1-3/4"	3-7/16"
Weight	0.55 lb	0.66 lb

Where xxx means 824-965 which indicates CRI and color temperature



BYPASS AND HYBRID BYPASS PL

MINIMUM COMPARTMENT DIMENSIONS - PL HYBM

<p>Non-enclosed Fixture Horizontal Installation</p>	Model Number		5.5PLH/xxx/HYBM 5.5PLH/xxx/HYBM/R	8PLH/xxx/HYBM
	Lamp Compartment Dimensions	Diameter	6-1/8"	6-1/8"
		Height	4-3/4"	4-3/4"
	Maximum Lamps in Luminaire		2	2
Lampholder-to-Lampholder Spacing		3/8"	3/8"	

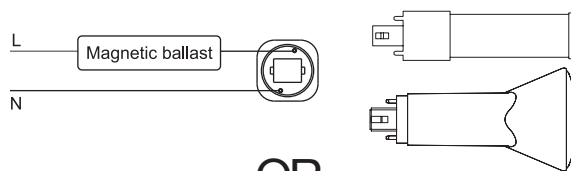
<p>Non-enclosed Fixture Vertical Installation</p>	Model Number		5.5PLV/xxx/HYBM	8.5PLV/xxx/HYBM
	Lamp Compartment Dimensions	Diameter	4-1/2"	6-1/2"
		Height	7-3/4"	8-3/4"
Maximum Lamps in Luminaire		1	1	

ORDERING INFORMATION

Product Series	Master Carton			Shipping Carton		
	Case Qty	Case Dimensions (LxWxH)	Case Weight	Case Qty	Case Dimensions (LxWxH)	Case Weight
15.5PLH/xxx/BYP/R	6PCS	7-3/16" x 5-15/16" x 4-3/16"	3.64 lb	24PCS	15-3/16" x 5-7/16" x 12-13/16"	15.32 lb
16.5PLV/xxx/BYP	6PCS	11" x 7-7-1/2" x 7"	5.29 lb	24PCS	30-13/16" x 11-15/16" x 8-5/16"	22.7 lb
5.5PLH/xxx/HYBM 5.5PLH/xxx/HYBM/R	6PCS	5-11/16" x 4-1/2" x 3-3/16"	1.0 lb	24PCS	12" x 9-15/16" x 4-5/16"	4.7 lb
8PLH/xxx/HYBM	6PCS	6-11/16" x 4-1/2" x 3-3/16"	1.1 lb	24PCS	14-5/16" x 10-1/8" x 4-1/2"	5.0 lb
5.5PLV/xxx/HYBM	6PCS	8-5/16" x 5-5/8" x 5-1/2"	1.6 lb	24PCS	23" x 9" x 6-11/16"	7.0 lb
8.5PLV/827/HYBM	6PCS	11-5/16" x 7-1/2" x 5-1/2"	2.4 lb	24PCS	30-15/16" x 12" x 6-13/16"	10.1 lb

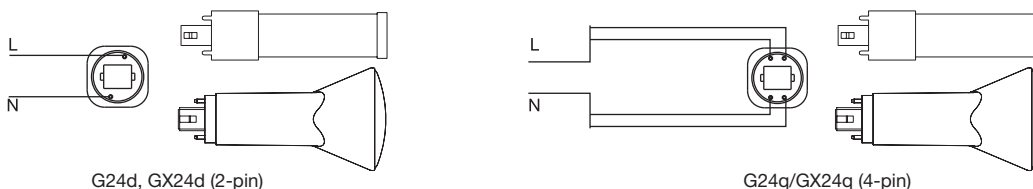
HYBRID Installation - DIRECT (Magnetic Ballasts) or BYPASS

When used with a magnetic ballast, the lamp can function as a plug & play lamp and operate with the existing ballast.



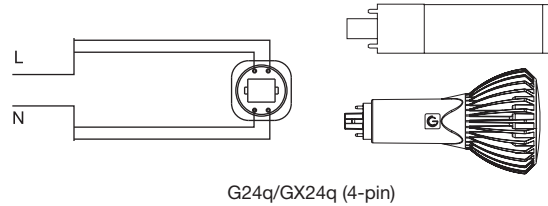
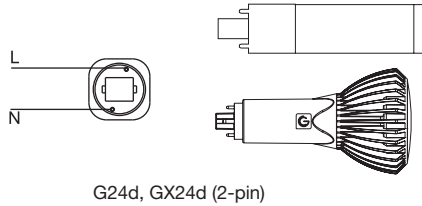
OR

If the ballast is not compatible, it can be bypassed and the lamp can run directly off line voltage.


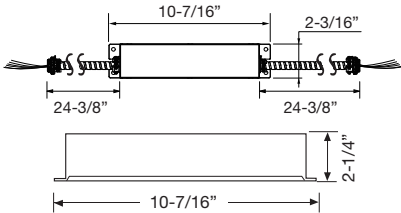



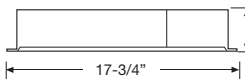


HYBRID BYPASS PL

BYPass Installation



ACCESSORY ORDERING INFORMATION

Product	Model	Description	Pictures	Dimensions	Compatible Skus
98003	23EMDRIVER	California Title 20 Compliant 23W Emergency LED Driver (Field Installation)			15.5PLH/xxx/BYP/R 16.5PLV/xxx/BYP 8PLH/xxx/HYBM 8.5PLV/xxx/HYBM
58012	35EMINVERTER	35W Emergency Inverter (Field Installation)			5.5PLH/xxx/HYBM 5.5PLH/xxx/HYBM/R 8PLH/xxx/HYBM 5.5PLV/xxx/HYBM 8.5PLV/xxx/HYBM
58013	35EMINVERTER/CEC	California Title 20 Compliant 35W Emergency Inverter (Field Installation)			5.5PLH/xxx/HYBM 5.5PLH/xxx/HYBM/R 8PLH/xxx/HYBM 5.5PLV/xxx/HYBM 8.5PLV/xxx/HYBM

EXTENDED WARRANTIES***

Model	Description****
15.5PLH/BYP/10YEARWARRANTY	10 Year warranty for 15.5PLH/8xx/BYP/yy
16.5PLV/BYP/10YEARWARRANTY	10 Year warranty for 16.5PLV/8xx/BYP/yy
5.5PLH/HYBM/10YEARWARRANTY	10 Year warranty for 5.5PLH/8xx/HYBM/yy
8PLH/HYBM/10YEARWARRANTY	10 Year warranty for 8PLH/8xx/HYBM/yy
5.5PLV/HYBM/10YEARWARRANTY	10 Year warranty for 5.5PLV/8xx/HYBM/yy
8.5PLV/HYBM/10YEARWARRANTY	10 Year warranty for 8.5PLV/8xx/HYBM/yy

*** Warranty based on a maximum of 4,368 annual operating hours (per year for ten years) and exposure to a maximum fixture operating temperature of 80°F / 27°C
 **** xx – Refers to the CCT yy – Refers to model generations within the same nominal performance. Typically blank, 'R', or 'RC'

Note: All rights reserved. All sizes and specifications are subject to change at any time without notice.