

Project Name:	Type:
Part Number:	Date:

ADJUSTAPAR LAMPS

FEATURES

- The lamp is equipped with built-in switches that allow users to select from 5 different color temperatures and 2 beam angles, all in one convenient design
- Suitable to replace 75W and 120W halogen lamps
- Innovative optic lens design delivers even light without shadowing
- 5 field selectable color temperatures in 2700K, 3000K, 3500K, 4000K, and 5000K
- 2 field selectable light distributions in narrow flood 25° and flood 40° beam angles
- High CRI 90 for great color accuracy
- California Title 20 regulation compliant
- Available in PAR30, PAR30 short neck, and PAR38 form factors
- PAR30 short neck and PAR38 models are compatible with GREEN CREATIVE SOL Gimbal Track Head
- <https://greencreative.com/product-tag/sol/>
- Smooth dimming with existing dimmers*
- Compact size 1:1 halogen form factor
- Suitable for damp locations and totally enclosed fixtures
- Fixture operating temperature: -4°F to 95°F (-20°C to 35°C)
- Lamp ambient temperature: -4°F to 113°F (-20°C to 45°C)
- Rated Lifetime (L70): 25,000hrs
- 3 year limited warranty**

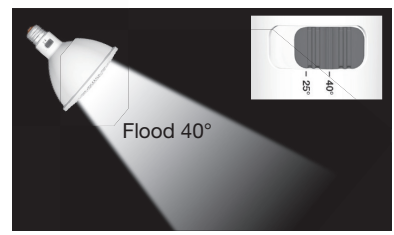
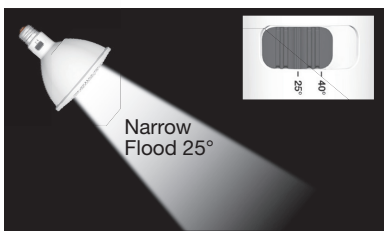
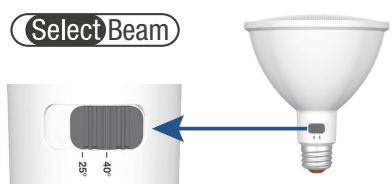


112323





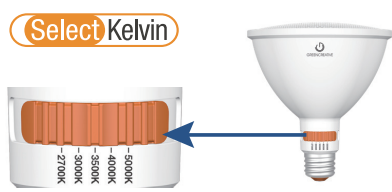


FOCUS FEATURE

2 Selectable Beam Angles



5 Selectable Color Temperatures



Compatible with SOL Gimbal Track Head



The SOL Gimbal track head is designed with E26 medium base and compatible with both H-Type and J-Type adapters for seamlessly integrating with a variety of track rails.

Learn more about SOL Gimbal Track Head
<https://greencreative.com/product-tag/sol/>

Project Name:	Type:
Part Number:	Date:



GREENCREATIVE

ADJUSTAPAR LAMPS

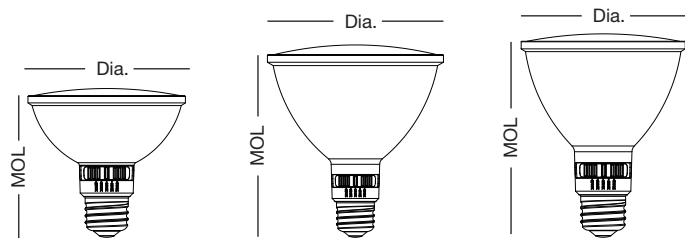
SPECIFICATIONS

Product	Model	Equiv.	Wattage (W)	5 Selectable CCTs	Lumens	Efficacy (LPW)	Input Voltage	2 Selectable Beam Angles	CBCP (cd)	CRI	Dim.*	Power Factor (typ.)	Fixture Rating	T20
37220	9PAR30DIM/9CCTS/BAS	75W	9	27K / 30K / 35K / 40K / 50K	810	90	120V	25° / 40°	2,510 / 1,315	90	Yes	0.7	Enclosed	-
37221	9PAR30SNDIM/9CCTS/BAS	75W	9	27K / 30K / 35K / 40K / 50K	810	90	120V	25° / 40°	2,510 / 1,315	90	Yes	0.7	Enclosed	-
37222	14PAR38DIM/9CCTS/BAS	120W	14	27K / 30K / 35K / 40K / 50K	1,350	96	120V	25° / 40°	4,300 / 2,235	90	Yes	0.7	Enclosed	-

*This lamp is available for dimming with 120V line voltage only and might not be compatible with all dimmers. Please visit www.greencreative.com for compatibility information.

**Please visit www.greencreative.com for Limited Warranty terms.

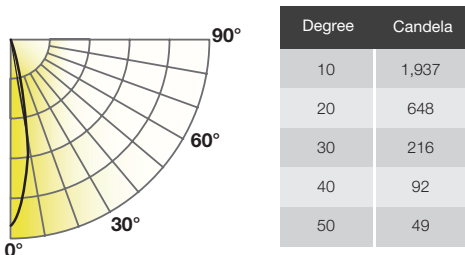
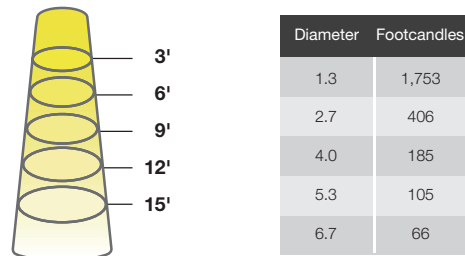
DIMENSION & WEIGHT



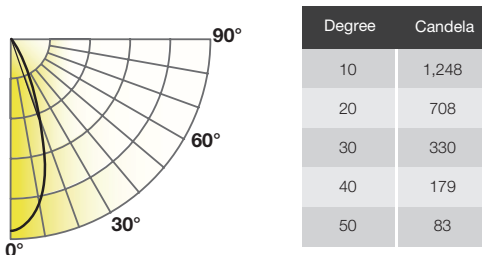
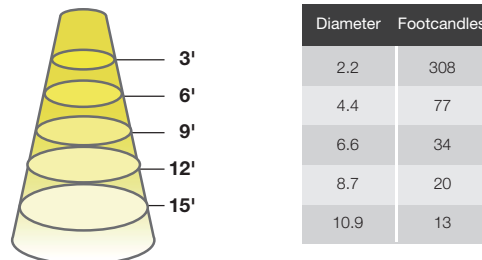
Model	Model	Base	MOL	Dia.	Weight
37220	9PAR30DIM/9CCTS/BAS	E26	4-5/8"	3-3/4"	0.23 lb
37221	9PAR30SNDIM/9CCTS/BAS	E26	3-9/16"	3-3/4"	0.25 lb
37222	14PAR38DIM/9CCTS/BAS	E26	5-3/16"	4-3/4"	0.39 lb

ILLUMINANCE & CANDELA DISTRIBUTION

9PAR30DIM/9CCTS/BAS 25° 2700K



9PAR30DIM/9CCTS/BAS 40° 2700K

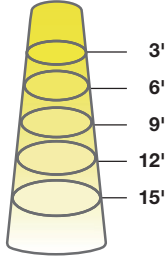


Project Name:	Type:
Part Number:	Date:

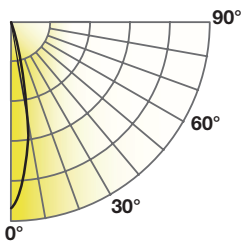
ADJUSTAPAR LAMPS

ILLUMINANCE & CANDELA DISTRIBUTION

9PAR30SNDIM/9CCTS/BAS 25° 2700K

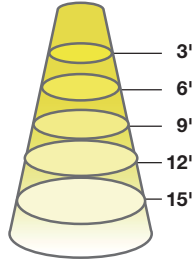


Diameter	Footcandles
1.3	1,761
2.7	408
4.0	186
5.3	106
6.7	66

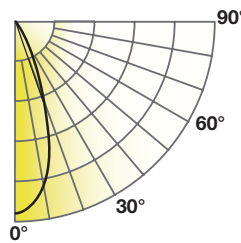


Degree	Candela
10	1,990
20	651
30	208
40	86
50	46

9PAR30SNDIM/9CCTS/BAS 40° 2700K

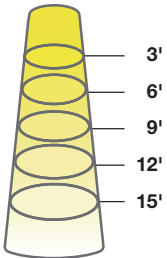


Diameter	Footcandles
2.2	292
4.4	73
6.6	32
8.7	19
10.9	12

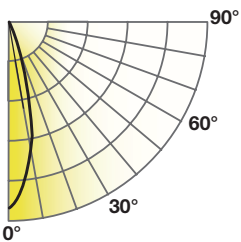


Degree	Candela
10	1,222
20	718
30	325
40	172
50	84

14PAR38DIM/9CCTS/BAS 25° 2700K

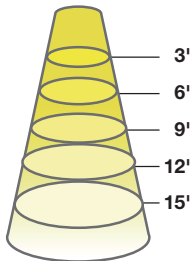


Diameter	Footcandles
1.3	2,529
2.7	586
4.0	267
5.3	152
6.7	95

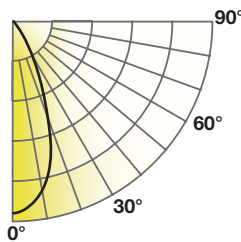


Degree	Candela
10	3,011
20	1,077
30	346
40	144
50	75

14PAR38DIM/9CCTS/BAS 40° 2700K



Diameter	Footcandles
2.2	485
4.4	121
6.6	54
8.7	31
10.9	20



Degree	Candela
10	2,045
20	1,265
30	535
40	225
50	103

ORDERING INFORMATION

Model	Master Carton			Shipping Carton		
	Case Qty	Case Dimensions (LxWxH)	Case Weight	Case Qty	Case Dimensions (LxWxH)	Case Weight
9PAR30DIM/9CCTS/BAS	6PCS	12-7/16" x 8-1/4" x 5-1/2"	2.34 lb	24PCS	17-5/16" x 13" x 12"	11.6 lb
9PAR30SNDIM/9CCTS/BAS	6PCS	12-7/16" x 8-1/4" x 4-3/8"	2.31 lb	24PCS	17-5/16" x 13" x 9-11/16"	10.32 lb
14PAR38DIM/9CCTS/BAS	6PCS	17-5/16" x 11-5/8" x 6-1/8"	4.63 lb	24PCS	24" x 17-15/16" x 13-3/8"	20.72 lb

Note: All rights reserved. All sizes and specifications are subject to change at any time without notice.