



**CCT Selectable T8
sign lamps available
in 14 different lengths**



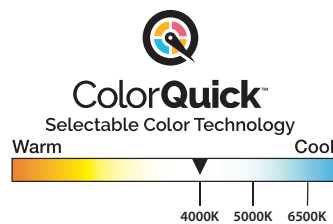
90°
rotatable
end cap



Features:

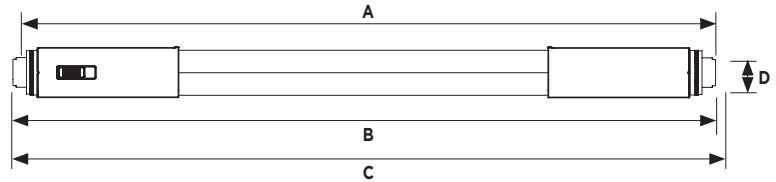
- CCT Selectable - 4000K/5000K/6500K
- Direct replacement for fluorescent high output sign lamps
- UL Type B - Ballast ballast bypass installation
- Double ended wiring for easy installation
- 14 available lengths from 18" to 120"
- Double sided LED for 360° of illumination
- 90° Rotatable R17d endcaps

SATCO|NUVO'S LED T8 Sign Lamps are the ideal lamp to replace traditional T8 lamps. With fourteen sizes from 18" to 120", these lamps can fit virtually any size sign cabinet. Easily wire install these ballast bypass tubes with single or double-ended wiring, to instantly start saving energy and maintenance costs. Make the most of the sign's art or company name with these CCT selectable models, and choose from 4000K/5000K/6500K at installation.



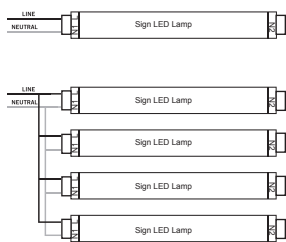
GENERAL SPECIFICATIONS:

Input Voltage, Frequency: 120-277V, 50/60Hz
Power Factor, THD %: 0.9, ≤ 25%
Efficacy: Up to 146LPW
CRI: 83
Functional Life (L70): 50,000 hours
Beam Angle: 360°
Ballast Bypass: Type B
Location Rating: Damp
Ambient Operating Temperature: -20°C (-4°F) to +45°C (+113°F)
Enclosed Fixture Rating: Rated for Enclosed Fixtures
Construction: Polycarbonate
Lens: Frosted
Base: R17d

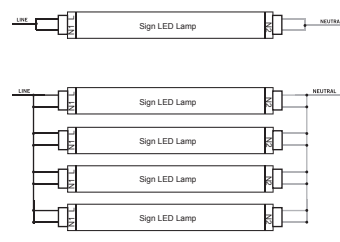


	A	B	C	D	
SIZE	Length (in.)	Length (in.)	Length (in.)	Length (in.)	WEIGHT
1.5'	17.43"	17.71"	18.00"	1.00"	0.26 Lbs.
2'	23.43"	23.71"	24.00"	1.00"	0.33 Lbs.
2.5'	29.43"	29.71"	30.00"	1.00"	0.40 Lbs.
3'	35.43"	35.71"	36.00"	1.00"	0.47 Lbs.
3.5'	43.43"	43.71"	42.00"	1.00"	0.54 Lbs.
4'	47.43"	47.71"	48.00"	1.00"	0.61 Lbs.
5'	59.43"	59.71"	60.00"	1.00"	0.95 Lbs.
5.5'	63.43"	63.71"	64.00"	1.00"	1.02 Lbs.
6'	71.43"	71.71"	72.00"	1.00"	1.15 Lbs.
7'	83.43"	83.71"	84.00"	1.00"	1.35 Lbs.
8'	95.43"	95.71"	96.00"	1.00"	1.55 Lbs.
9'	107.43"	107.71"	108.00"	1.00"	1.76 Lbs.
9.5'	116.43"	116.71"	117.00"	1.00"	1.91 Lbs.
10'	119.43"	119.71"	120.00"	1.00"	1.96 Lbs.

SINGLE ENDED WIRING



DOUBLE ENDED WIRING



Item	Description	UPC	Lumens	Wattage	Input Current	CCT Selectable	Pack	Nominal Length
S16430	7T8/LED/HO-SIGN/18-3CCT/BP/SE-DE	045923164309	950/1,000/900	7W	0.0583-0.0253A	4000K/5000K/6500K	10	18
S16431	9T8/LED/HO-SIGN/24-3CCT/BP/SE-DE	045923164316	1,250/1,300/1,200	9W	0.075-0.032A	4000K/5000K/6500K	10	24
S16432	11T8/LED/HO-SIGN/30-3CCT/BP/SE-DE	045923164323	1,500/1,600/1,450	11W	0.092-0.040A	4000K/5000K/6500K	10	30
S16433	12T8/LED/HO-SIGN/36-3CCT/BP/SE-DE	045923164330	1,650/1,750/1,600	12W	0.100-0.043A	4000K/5000K/6500K	10	36
S16434	15T8/LED/HO-SIGN/42-3CCT/BP/SE-DE	045923164347	2,100/2,200/2,050	15W	0.125-0.542A	4000K/5000K/6500K	10	42
S16435	18T8/LED/HO-SIGN/48-3CCT/BP/SE-DE	045923164354	2,500/2,600/2,450	18W	0.150-0.645A	4000K/5000K/6500K	10	48
S16436	24T8/LED/HO-SIGN/60-3CCT/BP/SE-DE	045923164361	3,350/3,450/3,300	24W	0.200-0.087A	4000K/5000K/6500K	10	60
S16437	26T8/LED/HO-SIGN/64-3CCT/BP/SE-DE	045923164378	3,650/3,750/3,600	26W	0.217-0.939A	4000K/5000K/6500K	10	64
S16438	30T8/LED/HO-SIGN/72-3CCT/BP/SE-DE	045923164385	4,200/4,350/4,150	30W	0.250-0.108A	4000K/5000K/6500K	10	72
S16439	32T8/LED/HO-SIGN/84-3CCT/BP/SE-DE	045923164392	4,500/4,650/4,400	32W	0.267-0.116A	4000K/5000K/6500K	10	84
S16440	36T8/LED/HO-SIGN/96-3CCT/BP/SE-DE	045923164408	5,000/5,200/4,900	36W	0.300-0.130A	4000K/5000K/6500K	10	96
S16441	42T8/LED/HO-SIGN/108-3CCT/BP/SE-DE	045923164415	5,800/6,000/5,700	42W	0.350-0.152A	4000K/5000K/6500K	10	108
S16442	45T8/LED/HO-SIGN/117-3CCT/BP/SE-DE	045923164422	6,300/6,500/6,200	45W	0.375-0.162A	4000K/5000K/6500K	10	117
S16443	48T8/LED/HO-SIGN/120-3CCT/BP/SE-DE	045923164439	6,700/ 6,900/6,600	48W	0.400-0.173A	4000K/5000K/6500K	10	120

*All items 60" and up (S16436 - S16443) must be ordered and shipped in full cases only (order in multiples of 10pcs)