



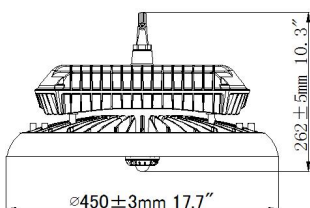
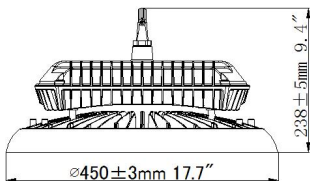
PLT-12736 - 400W, 56,400 Lumens, 5000K, 1000W MH Equal, White Finish, Sensor Ready

- DLC 5.1 Standard - PLTSN151412

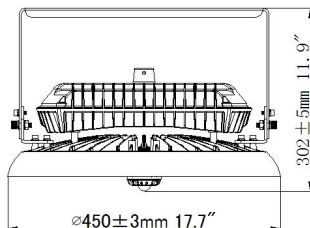
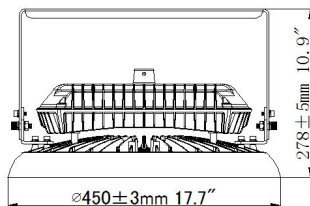


DIMENSIONS

Pendent



Surface-mounted*



*Special order item. Call 1-800-624-4488.

ADVANTAGE

- UL cUL, DLC
- Lumileds Chip, high CRI.
- Input voltage 120-277VAC.
- Output constant current lever can be adjusted through output cable with 0-10V.
- No UV or IR in the beam.
- Easy to install and operate.
- Energy saving, long lifespan.
- Light is soft and uniform, safe to eyes.
- Instant start, NO flickering, NO humming.
- Green and eco-friendly without mercury.

APPLICATION

- Warehouse, factory and workshops;
- Highway toll station and gas station;
- Exhibition hall;
- Gymnasium and supermarkets, etc.

SPECIFICATIONS

OPTICAL	Input Power (Tolerance : ±10%)	400W				
	Color Temperature	3500K*	4000K*	4500K*	5000K	5700K*
	Lumen (Tolerance : -10%)	54000 LM	55600LM	56400LM	56400LM	57200LM
	Efficacy (Tolerance : -3%)	136 LM/W	139LM/W	141LM/W	141LM/W	143LM/W
	CRI	>80				
	Color Consistency	<6 Steps (or <6 SDCM)				
	UGR	<28 (X=4H, Y=8H; S/H=1; Reflectances: 70%/50%/20%)				
	Diffuser Type	PC Lens				
	Beam Angle (50%) (Tolerance : ±15%)	90 Degree				
ELECTRICAL	Input Voltage and Frequency	120-277VAC, 50/60Hz				
	PF (Tolerance : -3%)	≥0.9				
	THD (Tolerance : +5%)	≤20%				
	Flicker Percent	<5%				
	Driver Brand	SOSEN Driver (0-10V dimming)				
	Driver Model	SS-200NH-260BH*2				
	Driver Surge protection	L/N-PE: 4kV, L-N: 4kV				
	Dimming	0-10V dimming standard				
	Optional Accessory	Motion Sensor ^A , Surge-protective Device ^B				
MATERIALS	LED Brand	Lumileds				
	LED Type	SMD2835				
	LED QTY	1120PCS				
	Housing	Die-cast aluminum				
	Housing Color	White (Black or Customized**)				
	Waterproof Rating	WET (IP65)				
OTHERS	Operating Temperature	Without Motion Sensor: -40°C TO 50°C				
		With Motion Sensor: -30°C TO 50°C				
	Storage Temperature	-40°C TO 80°C				
	Operating Humidity	20% - 90% RH				
	Storage Humidity	10% - 95% RH				
Warranty	5 year warranty					

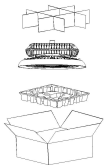
*Alternate versions available via Special order Please call 1-800-624-4488 for more information.

**Optional finish options available via Special Order. Call 1-800-624-4488

PACKAGE

Lamp Type	Carton Size	Qty / Carton	Net Weight / Carton	Gross Weight / Carton
Pendent	510*510*230mm	1 PC	6.8KG	8.2KG
Surface-mounted	510*510*230mm	1 PC	8.9KG	10.3KG

Tolerance of Carton Size: ±15 MM, Tolerance of Weight: ±10%.



Optional Accessories:

^AMotion Sensor - NPS-00171

^BSurge-protective Device - NPS-00029

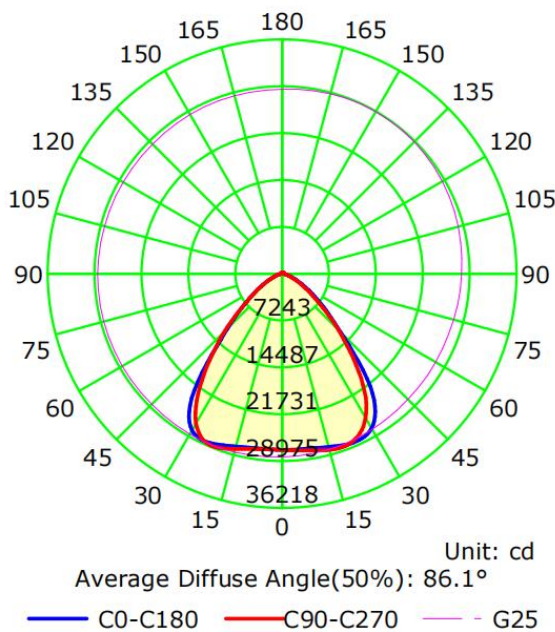
Special order items. Please call 1-800-624-4488 for more information.

LIGHT DISTRIBUTION TESTING PARAMETERS

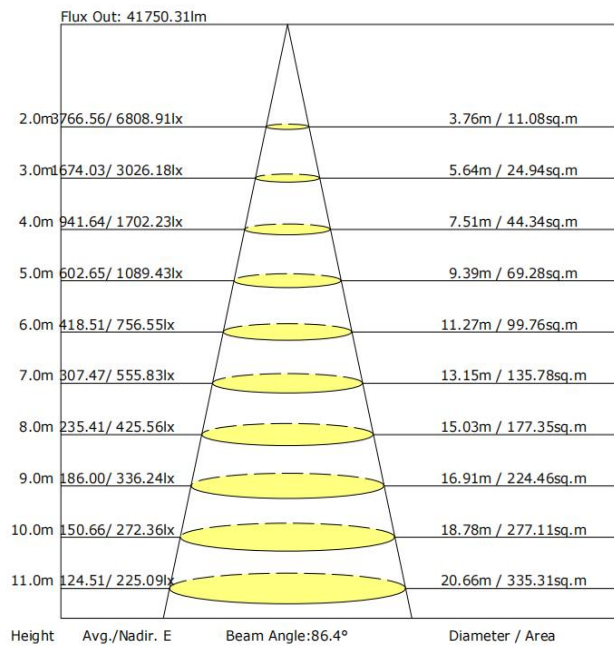
Photometric Results

CIE Class: Direct	Total Rated Lamp Lumens: 56605.6 lm
Measurement Flux: 56605.6 lm	Efficiency: 100%
Downward Ratio: 99%	Upward Ratio: 1%
Horizontal Diffuse Angle(10%,50%): H126.3,H86.5	
Vertical Diffuse Angle(10%,50%): V124.7,V86	
Luminaire Efficacy Rating (LER): 141.71	Central Intensity: 27235.63 cd
Max. Intensity: 28975.17 cd	Pos of Max. Intensity: H157.5 V25
S/MH(C0/C180): 1.41	S/MH(C90/C270): 1.33

Luminous Intensity Distribution Curve



The Average Illuminance Effective Figure



NOTICE FOR USER

- Please turn off power before installation or maintenance.
- Verify that supply voltage is correct by comparing it with the luminaire label information. Please make sure the wiring is insulated.
- Installation, service, and maintenance of luminaires should be performed by a qualified licensed electrician.

TROUBLESHOOTING

Problem	Solution
Flickering Light	Turn off the power, then turn on again after 3 minutes. If the light continues to flicker, call a licensed electrician.
Fixture not turning on	Check the electrical connection.