



PLT-13096 - 140W, up to 19,600 Lumens, 3000K/4000K/5000K, 400W MH Equal, Bronze Finish

- Slipfitter mount
- DLC 5.1 Premium - PLTSNH271155



Slipfitter



Yoke*

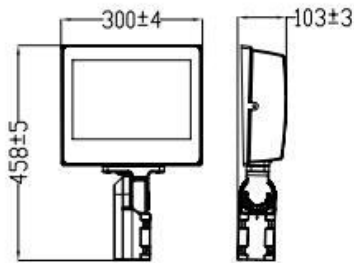


Trunion**

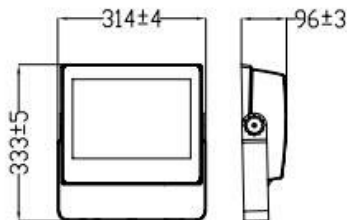
**Available via Special Order. Call 1-800-624-4488.*

***Trunion version - PLT-13097*

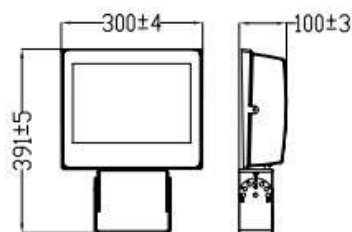
DIMENSIONS



Slipfitter



Yoke*



Trunion**

ADVANTAGE

- UL cUL DLC certificate.
- IP65 driver, input voltage 120-277VAC
- No UV or IR in the beam.
- Easy to install and operate.
- Energy saving, long lifespan.
- Light is soft and uniform.
- Instant start, NO flickering, NO humming.
- Green and eco-friendly without mercury.

APPLICATION

- Outdoor basketball court, tennis court.
- Badminton court, the football field.
- The school playground, stadium.
- Community leisure entertainment plaza,
- Warehouse, factory and workshops;
- Highway toll station;
- Meeting room, exhibition hall;
- Gymnasium and supermarkets, etc. plaza,



SPECIFICATIONS

OPTICAL	Input Power (Tolerance : ±10%)	140W		
	Color Temperature (Color Tunable)	3000K	4000K	5000K
	Lumen (Tolerance : -10%)	17894 LM	19600 LM	18672 LM
	Efficacy (Tolerance : -3%)	127 LM/W	140 LM/W	133 LM/W
	CRI	>80		
	Color Consistency	<7 Steps (or <7 SDCM)		
	BUG	B4-U0-G1		
	Distribution Pattern	Clear Tempered Glass		
	Beam Angle (10%) (Tolerance : ±15%)	145°		
ELECTRICAL	Input Voltage and Frequency	120-277VAC,50/60Hz		
	PF (Tolerance : -3%)	≥0.9		
	THD (Tolerance : +5%)	≤20%		
	Flicker Percent	<30%		
	Driver Brand	WeledPower		
	Driver Model	WP-CHA-150U0522900		
	Driver Surge protection	L/N-PE: 4kV, L-N: 4kV		
	Dimming	0-10V dimming standard		
	Optional Accessory	Surge protector*, Photocontrol*		
MATERIALS	LED Brand	Bridgelux		
	LED Type	SMD2835		
	LED QTY	768 PCS		
	Housing	Die-cast aluminum		
	Housing Color	Brown, Black*, or Customized*		
	EPA	1.35 ft²		
	Waterproof Rating	WET (IP65)		
OTHERS	Operating Temperature	-35°C TO 45°C		
	Storage Temperature	-40°C TO 80°C		
	Operating Humidity	20% - 90% RH		
	Storage Humidity	10% - 95% RH		
	Warranty	5 years warranty with 24/7 operating hours Luminaire lifetime at 25°C.		

*Available via Special Order. Call 1-800-624-4488.

PACKAGE

Bracket Type	Carton Size	Qty / Carton	Net Weight /pcs	Gross Weight / Carton
Slipfitter	475*355*120mm	1 PCS	4.68KG	5.68KG
Trunion*	475*355*120mm	1 PCS	4.46KG	5.46KG
Yoke*	475*355*120mm	1 PCS	3.86KG	4.86KG

Tolerance of Carton Size: ±15 MM, Tolerance of Weight: ±10%.

LIGHT DISTRIBUTION TESTING PARAMETERS

Luminaire Property

Luminaire Manufacturer:
 Luminaire Category:
 Lamp Catalog:
 Number of Lamps:
 Luminous Length (mm):
 Luminous Height (mm):
 Current: 1.167 A
 Power Factor: 0.998

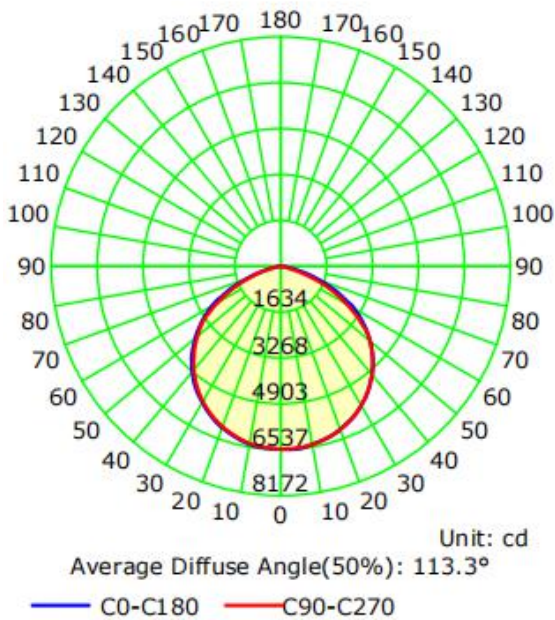
Luminaire Description:
 Lamp Description:
 Lumens per Lamp:
 Luminous Width (mm):
 Voltage: 120.0 V
 Power: 139.91 W

Photometric Results

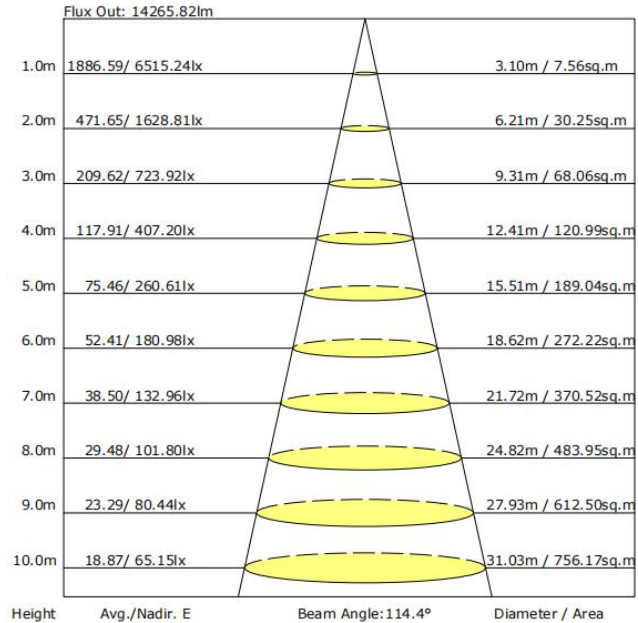
IES Classification: Type II
 Total Rated Lamp Lumens: 17894.4 lm
 Efficiency: 100%
 Upward Ratio: 0%
 C0r0 Intensity: 6515.24 cd
 Pos of Max. Intensity: H0 V5

Longitudinal Classification: Very Short
 Measurement Flux: 17894.4 lm
 Downward Ratio: 100%
 Luminaire Efficacy Rating (LER): 127.95
 Max. Intensity: 6537.78 cd

Luminous Intensity Distribution Curve



The Average Illuminance Effective Figure



NOTICE FOR USER

- Please turn off power before installation or maintenance.
- Verify that supply voltage is correct by comparing it with the luminaire label information. Please make sure the wiring is insulated.
- Installation, service, and maintenance of luminaires should be performed by a qualified licensed electrician.

TROUBLESHOOTING

Problem	Solution
Flickering Light	Turn off the power, then turn on again after 3 minutes. If the light continues to flicker, call a licensed electrician.
Fixture not turning on	Check the electrical connection.