



PLT-13075 - 240W, 34,458 Lumens, 5000K, 1000W MH Equal, Black Finish, w/ Sensor

PLT-13076 - 240W, 34,458 Lumens, 5000K, 1000W MH Equal, White Finish, w/ Sensor



NOTE: Plastic cap must be removed from prongs before installing the sensor to the fixture.



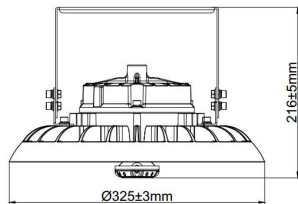
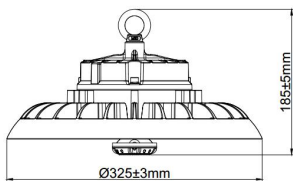
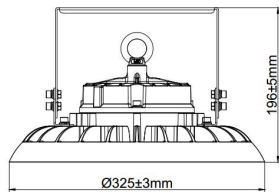
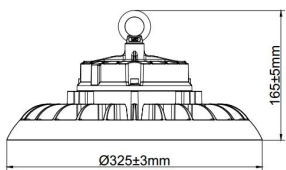
Motion Sensor Specifications	
Operating Voltage	12V DC
Operating Current	30mA
Stand-by Power	<0.5mW
Microwave Frequency	5.8GHz±75MHz
Microwave Power	<0.5mW
Standby Power	<0.5 Watt
Dimming	0-10V
Mounting Height	49' Max.
Detection Range	49' Max.
Detection Angle	360°
Operating Temperature	-30°F to 140°F (-30°C to 60°C)
IP Rating	IP65
Default Setting	Brightness: 100%
	Hold Time: 10 min
	Stand-by Dimming Level: 50%
	Stand-by Time: 1min
	Sensitivity: 100%
Brightness**	0%-100%
	Quick Setting: 70%, 80%, 90%, 100%
Sensitivity**	20%, 50%, 75%, 100%
Hold Time**	10s, 1min, 10min, 30min
Stand-by Time**	1 min, 30 min, 60 min, +∞***
Stand-by Dimming Level**	10%, 20%, 30%, 50%
Certification	UL

*+∞ is unlimited stand-by time and the light control mode is the light control priority mode.
** Adjustable only with remote, see PLTS-12281 for more information

DIMENSIONS

Pendent

Surface-mounted*



- *Bracket sold separately
- PLTS-12377 - White Finish
 - PLTS-12378 - Black Finish

ADVANTAGE

- UL cUL
- Lumileds or Samsung Chip.
- Input voltage 120-277VAC.
- Output constant current can be adjusted through output cable with 0-10V.
- No UV or IR in the beam.
- Easy to install and operate.
- Energy saving, long lifespan.
- Light is soft and uniform.
- Instant start, NO flickering, NO humming.

APPLICATION

- Warehouse, factory and workshops;
- Highway toll station and gas station;
- Exhibition hall;
- Gymnasium and supermarkets, etc.

SPECIFICATIONS

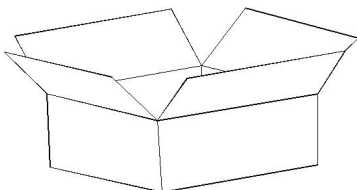
OPTICAL	Input Power (Tolerance : ±10%)	240W				
	Color Temperature	3500K*	4000K*	4500K*	5000K	5700K*
	Lumen (Tolerance : -10%)	34172.1	34342.4	34512.7	34,458	34853.3
	Efficacy (Tolerance : -3%)	145.14	145.87	146.60	151	148.06
	CRI	>80				
	Color Consistency	<6 Steps (or <6 SDCM)				
	UGR	<28 (X=4H, Y=8H; S/H=1; Reflectances: 70%/50%/20%)				
	Diffuser Type	PC Lens				
	Beam Angle (50%) (Tolerance : ±15%)	90 Degree				
ELECTRICAL	Input Voltage and Frequency	120-277VAC, 50/60Hz				
	PF (Tolerance : -3%)	≥0.9				
	THD (Tolerance : +5%)	≤20%				
	Flicker Percent	<10%				
	Driver Brand	Lifud Driver				
	Driver Model	LF-FHB200YAIV				
	Driver Surge protection	L/N-PE: 6kV, L-N: 6kV				
	Dimming	0-10V dimming standard				
	Optional Accessory	Motion Sensor, PIR sensor ¹ , Surge-protective Device ²				
MATERIALS	LED Brand	Lumileds				
	LED Type	SMD2835				
	LED QTY	400PCS				
	Housing	Die-cast aluminum				
	Housing Color	Black or White (or Customized*)				
	Waterproof Rating	WET (IP65)				
OTHERS	Operating Temperature	Without Motion Sensor: -40°C TO 50°C				
		With Motion Sensor: -30°C TO 50°C				
	Storage Temperature	-40°C TO 80°C				
	Operating Humidity	20% - 90% RH				
	Storage Humidity	10% - 95% RH				
Warranty	5 years					

*Alternate color temperatures and/or finishes available via Special Order. Please call 1-800-624-4488.
5000K Version with white finish & no sensor - PLT-13077

PACKAGE

Lamp Type	Carton Size	Qty / Carton	Net Weight / Carton	Gross Weight / Carton
Pendent	340*340*145mm	1 PC	2.6KG	3.3KG
Surface-mounted	340*340*145mm	1 PC	3.3KG	4.2KG

Tolerance of Carton Size: ±15 MM, Tolerance of Weight: ±10%.



Optional Accessories:

¹PIR Sensor - NPS-00195*

²Surge-protective Device - NPS-00029

Motion Sensor Remote - PLTS-12281


Special order items. Please call 1-800-624-4488 for more information

LIGHT DISTRIBUTION TESTING PARAMETERS

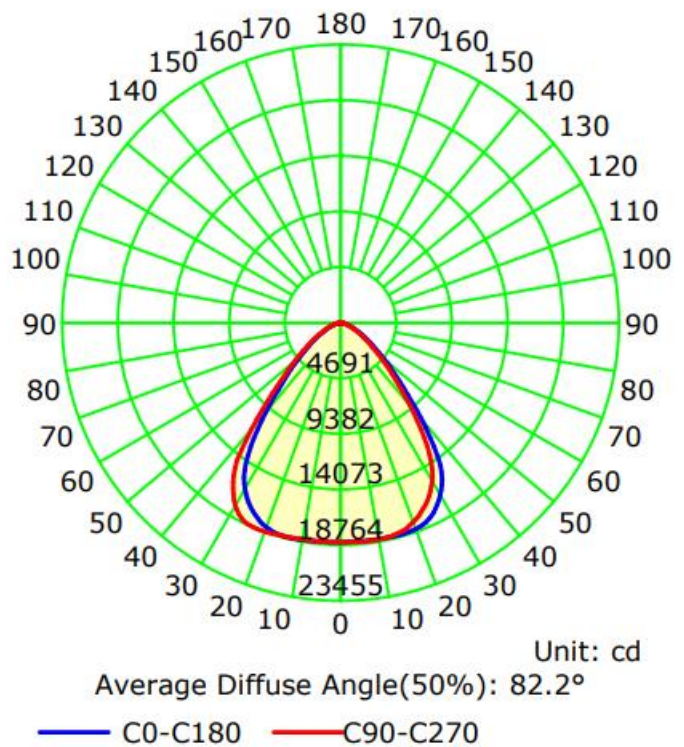
Photometric Results

CIE Class: Direct	Total Rated Lamp Lumens: 34172.1 lm
Measurement Flux: 34172.1 lm	Efficiency: 100%
Downward Ratio: 100%	Upward Ratio: 0%
Horizontal Diffuse Angle(10%,50%): H123,H82.3	
Vertical Diffuse Angle(10%,50%): V122.7,V82.2	
Luminaire Efficacy Rating (LER): 145.19	C0r0 Intensity: 18511.78 cd
Max. Intensity: 18764.6 cd	Pos of Max. Intensity: H270 V22
S/MH(C0/C180): 1.28	S/MH(C90/C270): 1.28

The Average Illuminance Effective Figure



Luminous Intensity Distribution Curve



NOTICE FOR USER

- Please turn off power before installation or maintenance.
- Verify that supply voltage is correct by comparing it with the luminaire label information. Please make sure the wiring is insulated.
- Installation, service, and maintenance of luminaires should be performed by a qualified licensed electrician.

TROUBLESHOOTING

Problem	Solution
Flickering Light	Turn off the power, then turn on again after 3 minutes. If the light continues to flicker, call a licensed electrician.
Fixture not turning on	Check the electrical connection.