

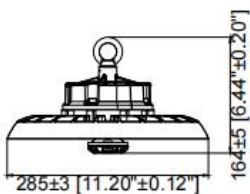


PLT-12939 - 100W, 5000K, 14,600 Lumens, White Finish

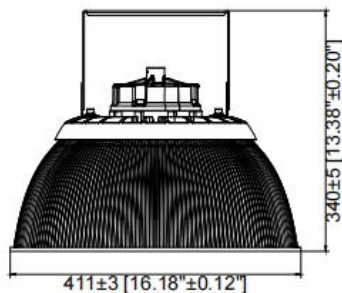
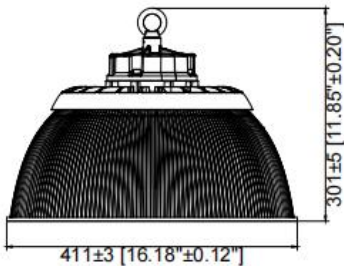
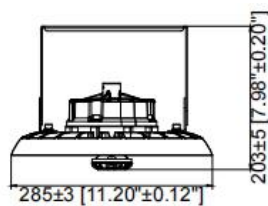


DIMENSIONS

Pendent



Surface-mounted*



*Surface Mount Bracket - PLTS-12377

ADVANTAGE

- UL cUL
- Lumileds Chip, high CRI.
- Input voltage 120-277VAC.
- Output constant current can be adjusted through output cable with 0-10V.
- No UV or IR in the beam.
- Easy to install and operate.
- Energy saving, long lifespan.
- Light is soft and uniform
- Instant start, NO flickering, NO humming.
- Green and eco-friendly without mercury.
- LED L70 Life Hours - 140,000

APPLICATION

- Warehouse, factory and workshops;
- Highway toll station;
- Exhibition hall;
- Gymnasium and supermarkets, etc.

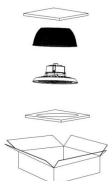
SPECIFICATIONS

OPTICAL	Input Power (Tolerance : ±10%)	100W				
	Color Temperature	3500K ^A	4000K ^B	4500K ^C	5000K	5700K ^D
	Lumen (Tolerance : ±10%)	14300LM	14400LM	14500LM	14600LM	14700LM
	Efficacy (Tolerance : ±3%)	143LM/W	144LM/W	145LM/W	146LM/W	147LM/W
	CRI	>80				
	Color Consistency	<6 Steps (or <6 SDCM)				
	UGR	<28 (X=4H, Y=8H; S/H=1; Reflectances: 70%/50%/20%)				
	Diffuser Type	PC Lens				
	Beam Angle (50%) (Tolerance : ±15%)	90 Degree				
ELECTRICAL	Input Voltage and Frequency	120-277VAC, 50/60Hz				
	PF (Tolerance : -3%)	≥0.9				
	THD (Tolerance : +5%)	≤20%				
	Flicker Percent	<5%				
	Driver Brand	LiFUD				
	Driver Model	LF-FHB100YAIIV				
	Driver Surge protection	L/N- PE: 6kV, L-N: 6kV				
	Dimming	0-10V dimming standard				
	Sensor type	Daylight Sensor ¹ , Occupancy Sensor ² , Multifunction Sensor ³ , Integral sensor Receptacle ⁴				
	Optional Accessory	Motion Microwave Sensor ⁵ , Motion PIR Sensor ⁶ , Surge-protective Device ⁷				
MATERIALS	LED Brand	Lumileds				
	LED Type	SMD2835				
	LED QTY	160PCS				
	Housing	Die-cast aluminum				
	Housing Color	White (Black or Customized*)				
	Waterproof Rating	WET (IP65)				
OTHERS	Operating Temperature	Without Motion Sensor: -40°C TO 50°C				
		With Motion Sensor: -30°C TO 50°C				
	Storage Temperature	-40°C TO 80°C				
	Operating Humidity	20% - 90% RH				
	Storage Humidity	10% - 95% RH				
Warranty	5 years					

PACKAGE

Lamp Type	Carton Size	Qty / Carton	Net Weight / Carton	Gross Weight / Carton
Pendent With Reflector	420*420*240mm [16.54*16.54*9.45 inch]	1 PC	2.33KG [5.14 LBS]	3.4KG [7.50 LBS]
Surface-mounted With Reflector	420*420*240mm [16.54*16.54*9.45 inch]	1 PC	2.93 KG [6.46 LBS]	4.0KG [8.82 LBS]

Tolerance of Carton Size: ±15 mm[±0.59 inch], Tolerance of Weight: ±10%.



Alternate Versions:

- ^A3500K Version - NPS-00180 Special Order. Call 1-800-624-4488
- ^B4000K Version - NPS-00181 Special Order. Call 1-800-624-4488
- ^C4500K Version - NPS-00182 Special Order. Call 1-800-624-4488
- ^D5700K Version - NPS-00183 Special Order. Call 1-800-624-4488
- *Optional finish options available via Special Order. Call 1-800-624-4488

Optional Accessories:

- ¹Daylight Sensor - NPS-00014*
- ²Occupancy Sensor - PLT-12844
- ³Multifunction Sensor - NPS-00016*
- ⁴Integral Sensor Receptacle - NPS-00017*
- ⁵Motion Microwave Sensor - NPS-00041*
- ⁶Motion PIR Sensor - NPS-00042*
- ⁷Surge-protective Device - NPS-00029*
- Motion Sensor Remote - PLTS-12281 (for use w/ PLT-12844)

***Special order items. Please call 1-800-624-4488 for more information**

LIGHT DISTRIBUTION TESTING PARAMETERS

Luminaire Property

Luminaire Manufacturer:

Luminaire Category:

Lamp Catalog:

Number of Lamps:

Luminous Length (mm): -410

Luminous Height (mm): 157

Current: 0.820 A

Power Factor: 0.996

Luminaire Description:

Lamp Description:

Lumens per Lamp:

Luminous Width (mm): -410

Voltage: 120.0 V

Power: 97.95 W

Photometric Results

CIE Class: Direct

Measurement Flux: 14142.3 lm

Downward Ratio: 99%

Horizontal Diffuse Angle(10%,50%): H110.2,H82.8

Vertical Diffuse Angle(10%,50%): V109.9,V82.8

Luminaire Efficacy Rating (LER): 144.43

Max. Intensity: 8024.78 cd

S/MH(C0/C180): 1.33

Total Rated Lamp Lumens: 14142.3 lm

Efficiency: 100%

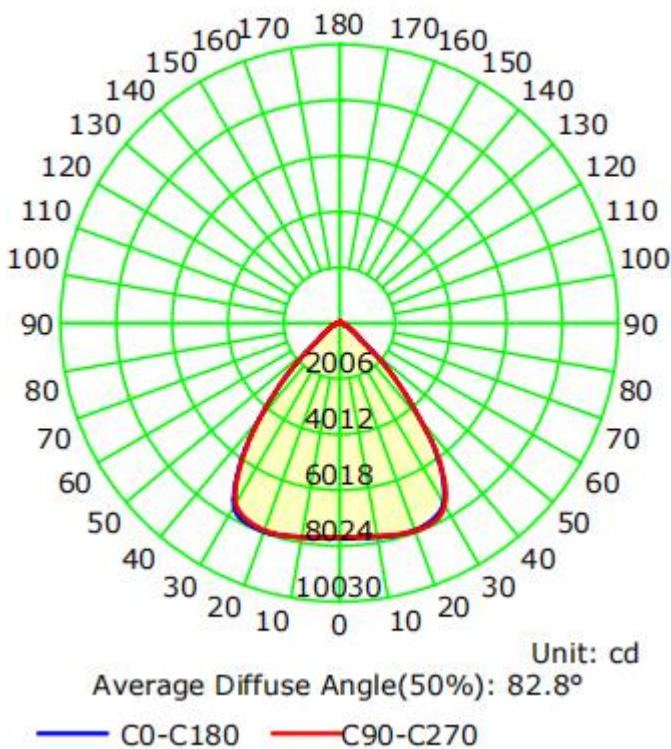
Upward Ratio: 1%

C0r0 Intensity: 7720.65 cd

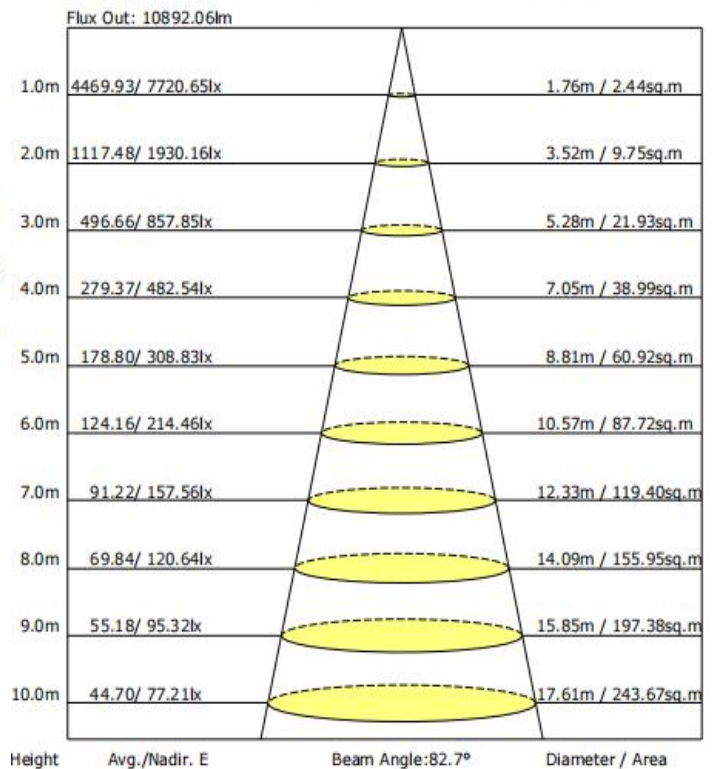
Pos of Max. Intensity: H157.5 V21

S/MH(C90/C270): 1.33

Luminous Intensity Distribution Curve



The Average Illuminance Effective Figure





NOTICE FOR USER

- Please turn off power before installation or maintenance.
- Verify that supply voltage is correct by comparing it with the luminaire label information. Please make sure the wiring is insulated.
- Installation, service, and maintenance of luminaires should be performed by a qualified licensed electrician.

TROUBLESHOOTING

Problem	Solution
Flickering Light	Turn off the power, then turn on again after 3 minutes. If the light continues to flicker, call a licensed electrician.
Fixture not turning on	Check the electrical connection.