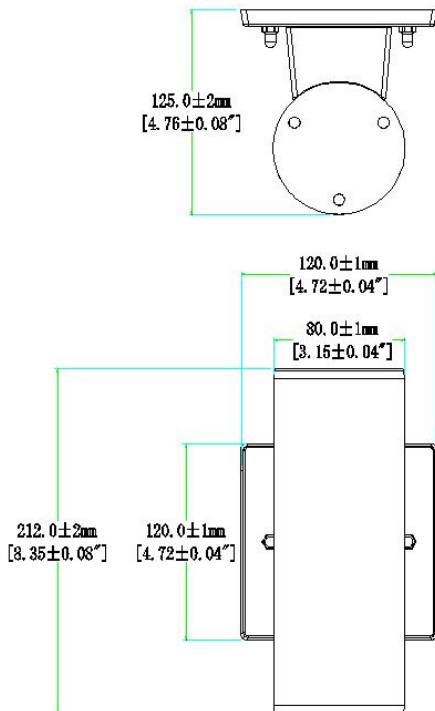




For more information, call
1-800-624-4488 or visit
1000Bulbs.com



DIMENSIONS



ADVANTAGE

- UL, cUL, certificate
- Lumileds 2835, high CRI.
- Input voltage 120-277VAC .
- Output constant current lever can be adjusted through output cable with 0-10V.
- No UV or IR in the beam.
- Wattage abjustable.
- Easy to install and operate.
- Energy saving, long lifespan.
- Light is soft and uniform, safe to eyes.
- Instant start, NO flickering, NO humming.
- Green and eco-friendly without mercury.

APPLICATION

- Entrance lighting, courtyard lighting;
- Industrial lighting, Outdoor landscape lighting;
- Building, The hotel;
- Wall lighting area and so on.

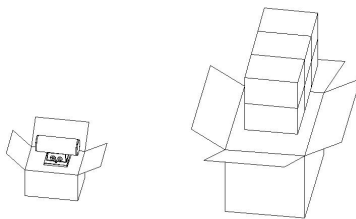
SPECIFICATIONS

OPTICAL	Input Power (Tolerance : ±10%)	30W		
	Color Temperature	3000K	4000K	5000K
	Lumen (Tolerance : -10%)	3150LM/W	3540LM	3390LM
	Efficacy (Tolerance : -3%)	105LM/W	118LM/W	113LM/W
	CRI	>80		
	Color Consistency	<8 Steps (or <8 SDCM)		
	BUG	B1-U5-G1		
	Diffuser Type	PC		
	Beam Angle (50%) (Tolerance : ±15%)	60Degree		
ELECTRICAL	Input Voltage and Frequency	120-277VAC 50/60Hz		
	PF (Tolerance : -3%)	≥0.9		
	THD (Tolerance : +5%)	≤20%		
	Flicker Percent	<30%		
	Driver Brand	HB		
	Driver Model	HB-FL19F035B		
	Driver Surge protection	LL-N :6KV, L&N-PE:6KV		
	Dimming	0-10V dimming standard		
	Sensor Type	No Sensor		
	Optional Accessory	NA		
MATERIALS	LED Brand	LUMILEDS		
	LED Type	SMD 2835		
	LED QTY	64*2 PCS		
	Housing	Die-cast aluminum		
	Housing Color	All Color		
	Waterproof Rating	WET (IP65)		
OTHERS	Operating Temperature	-40°C TO 50°C		
	Storage Temperature	-40°C TO 80°C		
	Operating Humidity	20% - 90% RH		
	Storage Humidity	10% - 95% RH		
	Warranty	5 years warranty		

PACKAGE

	Size	Qty / Carton	Net Weight / Carton	Gross Weight / Carton
Outer box	410*240*290MM	6pcs	9kg	10kg

Tolerance of Carton Size: ±15 MM, Tolerance of Weight: ±10%.



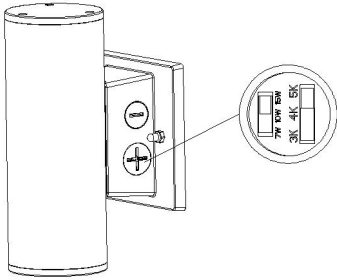
NOTICE FOR USER

- Please turn off power before installation or maintenance.
- Verify that supply voltage is correct by comparing it with the luminaire label information. Please make sure the wiring is insulated.
- Installation, service, and maintenance of luminaires should be performed by a qualified licensed electrician.

TROUBLESHOOTING

Problem	Solution
Flickering Light	Turn off the power, then turn on again after 3 minutes. If the light continues to flicker, call a licensed electrician.
Fixture not turning on	Check the electrical connection.

SPECIAL FUNCTIONS INSTRUCTION:



Wattage adjustable instruction

Set the wattage adjustable knob to desired wattage. The power of the lamp will change to the corresponding wattage.

Adjustable wattage range 25%-100%.

Note: Please turn off the power before adjusting the wattage.

Color tunable instruction

- 1, The color temperature of the lamp turns to 3000K when the switch is set to 3K;
- 2, The color temperature of the lamp turns to 4000K when the switch is set to 4K;
- 3, The color temperature of the lamp turns to 5000K when the switch is set to 5K;

Note: Please turn off the power before adjusting the color temperature.