

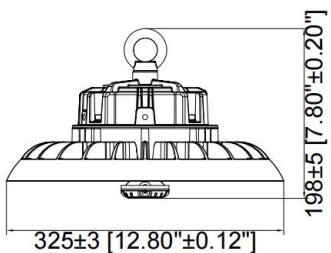
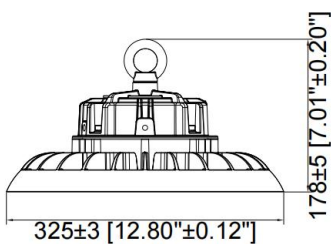


PLT-12692 - 240W, 5000K, 33,600 Lumens, Black Finish

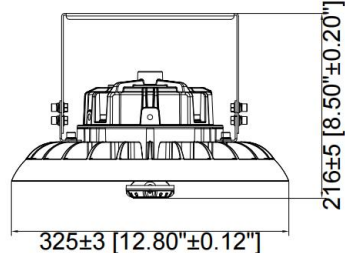
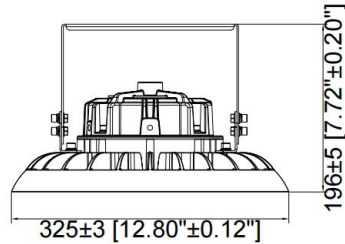


DIMENSIONS

Pendent



Surface-mounted*



*Surface Mount Bracket - PLTS-12378

ADVANTAGE

- UL cUL
- Lumileds Chip, high CRI.
- Input voltage 277-480VAC.
- Output constant current can be adjusted through output cable with 0-10V.
- No UV or IR in the beam.
- Easy to install and operate.
- Energy saving, long lifespan.
- Light is soft and uniform,
- Instant start, NO flickering, NO humming.
- Green and eco-friendly without mercury.

APPLICATION

- Warehouse, factory and workshops;
- Highway toll station
- Exhibition hall;
- Gymnasium and supermarkets, etc.

SPECIFICATIONS

OPTICAL	Input Power (Tolerance : ±5%)	240W					
	Color Temperature	3000K*	3500K ^A	4000K ^{**}	4500K ^B	5000K	5700K ^{***}
	Lumen (Tolerance : ±10%)	31680lm	32160lm	32640lm	33120lm	33600lm	33840lm
	Efficacy (Tolerance : ±3%)	132lm/W	134lm/W	136lm/W	138lm/W	140lm/W	141lm/W
	CRI	>80					
	Color Consistency	<6 Steps (or <6 SDCM)					
	UGR	<28 (X=4H, Y=8H; S/H=1; Reflectances: 70%/50%/20%)					
	Diffuser Type	PC Lens					
	Beam Angle (50%) (Tolerance : ±15%)	90 Degree					
ELECTRICAL	Input Voltage and Frequency	277-480VAC, 50/60Hz					
	PF (Tolerance : -3%)	≥0.9					
	THD (Tolerance : +5%)	≤20%					
	Flicker Percent	<5%					
	Driver Brand	SOSEN					
	Driver Model	SS-240SA-56BH					
	Driver Surge protection	L-N: 6kV, L/N-PE: 6kV					
	Dimming	0-10V dimming standard					
	Sensor type	Daylight Sensor ¹ , Occupancy Sensor ² , Multifunction Sensor ³ , Integral sensor Receptacle ⁴					
	Optional Accessory	Motion microwave Sensor ⁵ , Motion PIR Sensor ⁶ Surge-protective Device ⁷					
	MATERIALS	LED Brand	Lumileds				
LED Type		SMD2835					
LED QTY		360PCS					
Housing		Die-cast aluminum					
Housing Color		Black (White, or Customized****)					
Waterproof Rating		WET (IP65)					
OTHERS	Operating Temperature	Without Motion Sensor: -40°C TO 50°C					
		With Motion Sensor: -30°C TO 50°C					
	Storage Temperature	-40°C TO 80°C					
	Operating Humidity	20% - 90% RH					
	Storage Humidity	10% - 95% RH					
Warranty	5 years						

PACKAGE

Lamp Type	Carton Size	Qty / Carton	Net Weight / Carton	Gross Weight / Carton
Pendent	340*340*145mm [13.39*13.39*5.71 inch]	1 PC	3.3KG [7.26 LBS]	4.0KG [8.80 LBS]
Surface-mounted	340*340*145mm [13.39*13.39*5.71 inch]	1 PC	4.0KG [8.80 LBS]	4.9KG [10.78 LBS]

Tolerance of Carton Size: :±15 mm[±0.59 inch], Tolerance of Weight: ±10%.



Alternate Versions:

- *3000K Version - NPS-00052 Special Order. Call 1-800-624-4488
- **4000K Version - NPS-00053 Special Order. Call 1-800-624-4488
- ***5700K Version - NPS-00054 Special Order. Call 1-800-624-4488
- ^A3500K Version - NPS-00157 Special Order. Call 1-800-624-4488
- ^B4000K Version - NPS-00158 Special Order. Call 1-800-624-4488
- ****Optional finish options available via Special Order. Call 1-800-624-4488

Optional Accessories:

- ¹Daylight Sensor - NPS-00014
- ²Occupancy Sensor - NPS-00015
- ³Multifunction Sensor - NPS-00016
- ⁴Integral Sensor Receptacle - NPS-00017
- ⁵Motion Microwave Sensor - NPS-00041
- ⁶Motion PIR Sensor - NPS-00042
- ⁷Surge-protective Device - NPS-00029

Special order items. Please call 1-800-624-4488 for more information

LIGHT DISTRIBUTION TESTING PARAMETERS

Luminaire Property

Luminaire Manufacturer:
 Luminaire Category:
 Lamp Catalog:
 Number of Lamps:
 Luminous Length (mm): -210
 Luminous Height (mm):
 Current: 0.855 A
 Power Factor: 0.997

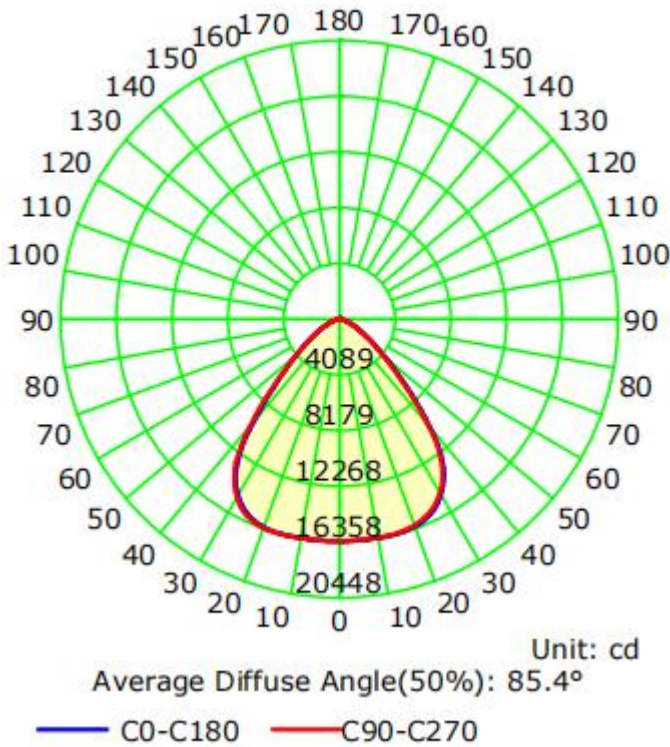
Luminaire Description:
 Lamp Description:
 Lumens per Lamp:
 Luminous Width (mm): -210
 Voltage: 277.0 V
 Power: 236.02 W

Photometric Results

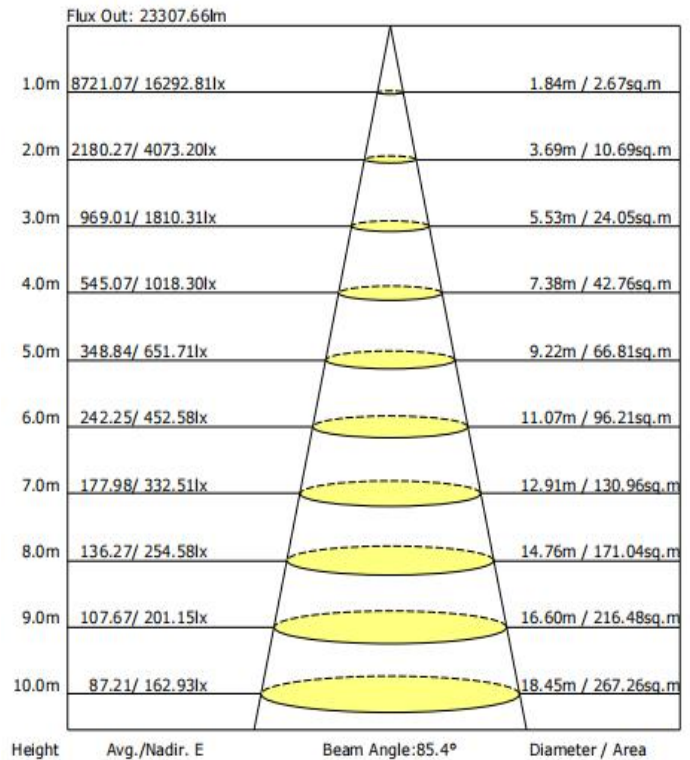
CIE Class: Direct
 Measurement Flux: 31311.1 lm
 Downward Ratio: 100%
 Horizontal Diffuse Angle(10%,50%): H123.3,H85.4
 Vertical Diffuse Angle(10%,50%): V122.8,V85.4
 Luminaire Efficacy Rating (LER): 132.71
 Max. Intensity: 16358.66 cd
 S/MH(C0/C180): 1.31

Total Rated Lamp Lumens: 31311.1 lm
 Efficiency: 100%
 Upward Ratio: 0%
 C0r0 Intensity: 16292.81 cd
 Pos of Max. Intensity: H225 V17
 S/MH(C90/C270): 1.31

Luminous Intensity Distribution Curve



The Average Illuminance Effective Figure





NOTICE FOR USER

- Please turn off power before installation or maintenance.
- Verify that supply voltage is correct by comparing it with the luminaire label information. Please make sure the wiring is insulated.
- Installation, service, and maintenance of luminaires should be performed by a qualified licensed electrician.

TROUBLESHOOTING

Problem	Solution
Flickering Light	Turn off the power, then turn on again after 3 minutes. If the light continues to flicker, call a licensed electrician.
Fixture not turning on	Check the electrical connection.