



# LED Tape Light Channel – Mud-In Recessed

## DESCRIPTION

Create custom fixtures for your LED tape light with these mud-in recessed channels and their compatible accessories.

## FEATURES

- Comes with opaque lens
- Channel and lens can be cut to desired length
- Recesses into walls or ceilings; mud-in flange provides a seamless look
- Designed for LED tape light no wider than 15mm/0.59 in
- Requires additional accessories to complete installation; see Accessories section for full list of compatible accessories.

## LISTINGS

- Indoor/dry locations
- RoHS

## CONSTRUCTION

- Aluminum with anodized finish
- Frosted PC lens protects the tape light while diffusing light output

## INSTALLATION

- Mud-in recessed mount into drywall; see Installation Instructions for more information.

## WARRANTY

- 3-year limited warranty; see [pltsolutions.com](http://pltsolutions.com) for warranty details

|                       |                |
|-----------------------|----------------|
| <b>Project name</b>   | <b>Type</b>    |
| <b>Catalog number</b> |                |
| <b>Comments</b>       | <b>Voltage</b> |
| <b>Approved by</b>    | <b>Date</b>    |



## APPLICATIONS

- Walls
- Ceilings

## PERFORMANCE SUMMARY

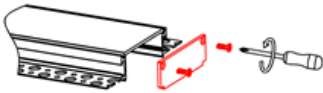
| Item #    | Mounting        | Beam Angle | Tape Light Max. Width | Finish   | Length |
|-----------|-----------------|------------|-----------------------|----------|--------|
| PLT-12909 | Mud-In Recessed | 100°       | 15mm                  | Anodized | 6.6'   |

## ACCESSORIES

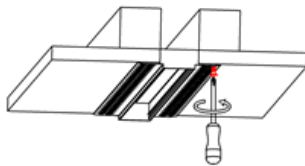
| SKU       | Description                                      | Compatible With  |
|-----------|--|--|
| PLT-12910 | End Cap – Grey – 2 Pack                          | PLT-12902  |
| PLT-12911 | Straight Metal Joiner – 2 Pack                   | PLT-12909, PLT-12917, PLT-12919, PLT-12920, PLT-12924, PLT-12925 |
| PLT-12912 | 90 Deg. Flat Metal Linking Bracket – 2 Pack      | PLT-12909, PLT-12917, PLT-12919, PLT-12920, PLT-12924, PLT-12925 |
| PLT-12913 | 90 Deg. Vertical Metal Linking Bracket – 2 Pack  | PLT-12909, PLT-12917, PLT-12919, PLT-12920, PLT-12924, PLT-12925 |
| PLT-12914 | 120 Deg. Flat Metal Linking Bracket – 2 Pack     | PLT-12909, PLT-12917, PLT-12919, PLT-12920, PLT-12924, PLT-12925 |
| PLT-12914 | 120 Deg. Vertical Metal Linking Bracket – 2 Pack | PLT-12909, PLT-12917, PLT-12919, PLT-12920, PLT-12924, PLT-12925 |
| PLT-12916 | 135 Deg. Flat Metal Linking Bracket – 2 Pack     | PLT-12909, PLT-12917, PLT-12919, PLT-12920, PLT-12924, PLT-12925 |

## INSTALLATION

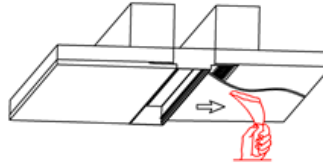
1. Attach the end caps with [screws](#)



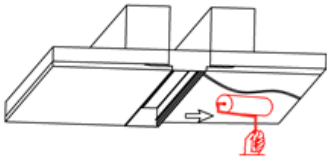
2. Mount the profile on the [ceiling](#)



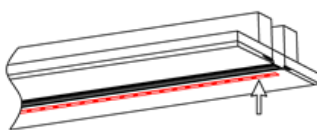
3. Apply plaster to the fixture & [drywall](#)




4. Paint the fixture & [drywall](#)



5. Stick the led strips to the [channel](#)



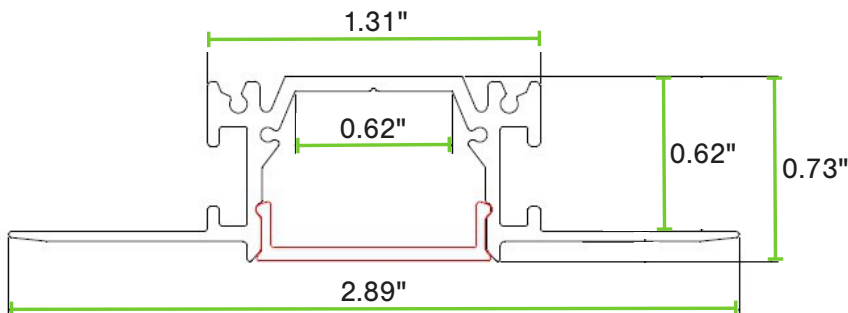
6. Press the diffused cover into [place](#)



7. Installation complete



## DIMENSIONS



### CHANNEL

Height – 0.73"

Width – 1.31"

Width w/ flange – 2.89"

Inner Channel Width – 0.62"

Length – 6.6'

Weight – 2.44 lbs