

## DESCRIPTION

Replace existing metal halide bollards with these energy efficient color and wattage selectable LED bollards.

## FEATURES

- Delivers up to 146 LPW depending on the wattage and color temperature selected; see Selectable Table for full breakdown
- Comes with mounting hardware, including triangular mounting plate, washers, and bolts
- Anchor bolt holes are spaced 3.5" apart on triangular mounting plate.
- 0-10V dimming
- Includes 47.24" power cord
- Wattage and color temperature can be adjusted using the dip switches underneath the bollard head; see installation instructions for more information

## LISTINGS

- UL rated for wet locations
- IP65
- IK10
- FCC

## PERFORMANCE

- CRI: >70
- CCT: 3000K, 4000K, 5000K
- LED L70 Life Hours @ 25°C: >54,000 hours
- Bridgelux LEDs

## THERMAL

- -40°F to 113°F or (-40°C to 45°C) operating temperature

## ELECTRICAL

- THD: <20%
- Power Factor: >0.9
- Input Voltage: 120-277V
- Surge Protection: 4kV
- Dimmable power supply (0-10V)

## INSTALLATION

- Designed for installation to the ground with included hardware; see installation instructions for more information

## CONSTRUCTION

- Corrosion-resistant aluminum housing
- Durable polyester bronze powder coating withstands demanding environments
- PC lens resists yellowing

project name	type
catalog number	
comments	voltage
approved by	date



## WARRANTY

- 5 year limited warranty; see [pltsolutions.com](http://pltsolutions.com) for warranty details

## APPLICATIONS

- Walkways
- Entrance Ways
- Sidewalks

## PERFORMANCE SUMMARY

Item #	Shape	Watts*	CCT*	CRI	Dimming	Voltage	Lens	Replaces	Default Settings
PLT-12975	Square	14W/19W/24W	3000/4000/5000	>70	0-10V	120-277V	Cone	100W MH	24W/5000K
PLT-12976	Round Dome	14W/19W/24W	3000/4000/5000	>70	0-10V	120-277V	Louver	50W MH	24W/5000K
PLT-12979	Round (Flat Top)	14W/19W/24W	3000/4000/5000	>70	0-10V	120-277V	Cone	100W MH	24W/5000K

\* See Selectable Table for full breakdown

## SELECTABLE TABLE

SKU	Wattage	CCT	Lumens	Efficacy
PLT-12975	14	3000K	1735	124
		4000K	1758	126
		5000K	1744	125
	19	3000K	2369	125
		4000K	2462	130
		5000K	2424	128
	24	3000K	2936	122
		4000K	3026	126
		5000K	3007	125
PLT-12976	14	3000K	1080	77
		4000K	1120	80
		5000K	1100	78
	19	3000K	1460	76
		4000K	1520	80
		5000K	1485	78
	24	3000K	1850	77
		4000K	1900	79
		5000K	1865	77
PLT-12979	14	3000K	1961	140
		4000K	2012	143
		5000K	2008	143
	19	3000K	2677	140
		4000K	2773	145
		5000K	2792	146
	24	3000K	3313	138
		4000K	3451	143
		5000K	3456	144

## DIMENSIONS

### **SQUARE - PLT-12975**

Height – 42.05"  
 Height of Light Portion – 4.84"  
 Height of Base Portion – 35.39"  
 Width – 6.3"  
 Weight – 17.15 lbs

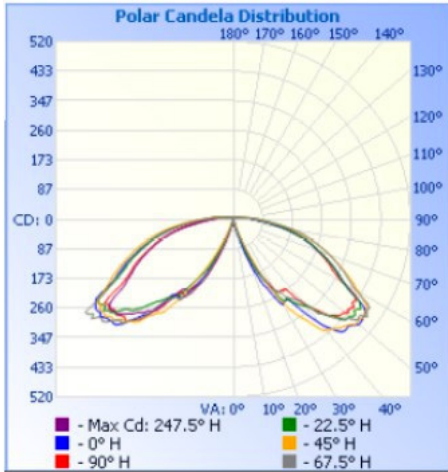
### **ROUND DOME - PLT-12976**

Height – 43.66"  
 Height of Light Portion – 4.65"  
 Height of Base Portion - 35.39"  
 Height of Dome Portion – 3.62"  
 Diameter – 6.3"  
 Weight – 12.28 lbs

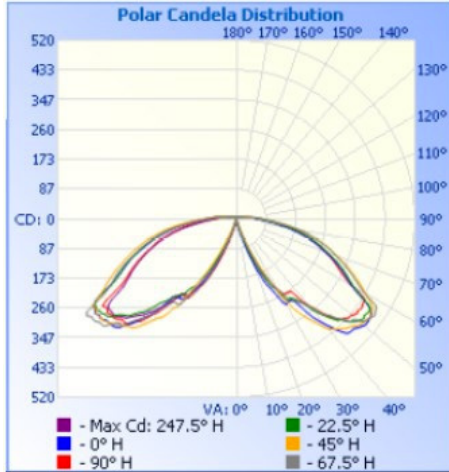
### **ROUND - PLT-12979**

Height – 42.05"  
 Height of Light Portion – 4.84"  
 Height of Base Portion – 35.39"  
 Diameter – 6.3"

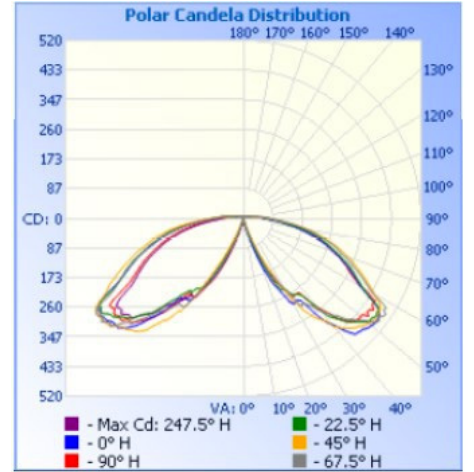
14W, 3000K - PLT-12975



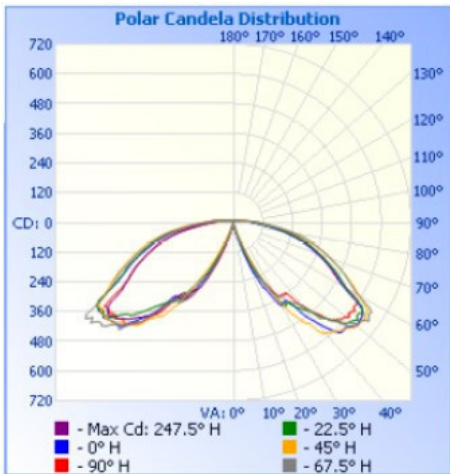
14W, 4000K - PLT-12975



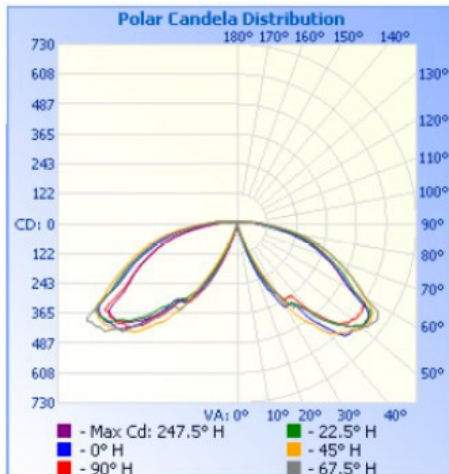
14W, 5000K - PLT-12975



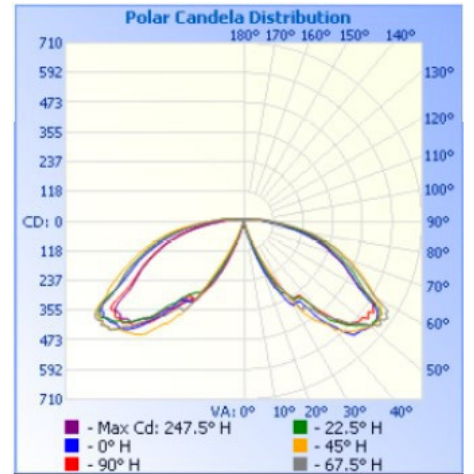
19W, 3000K - PLT-12975



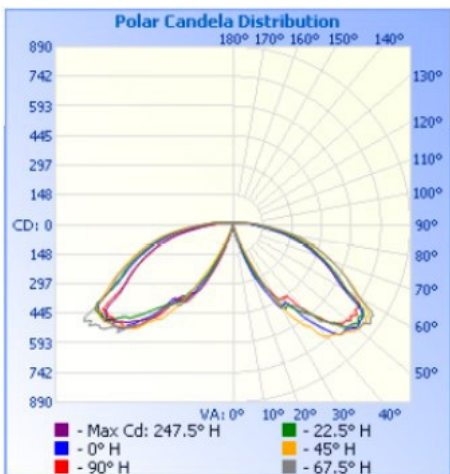
19W, 4000K - PLT-12975



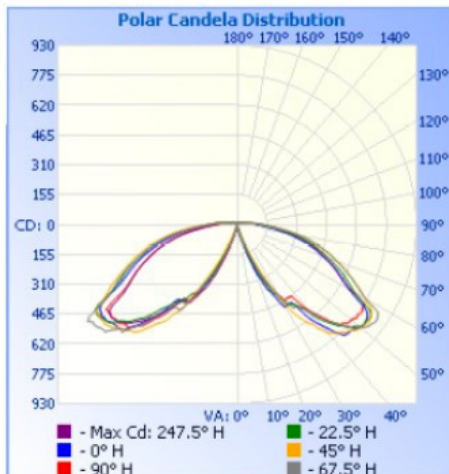
19W, 5000K - PLT-12975



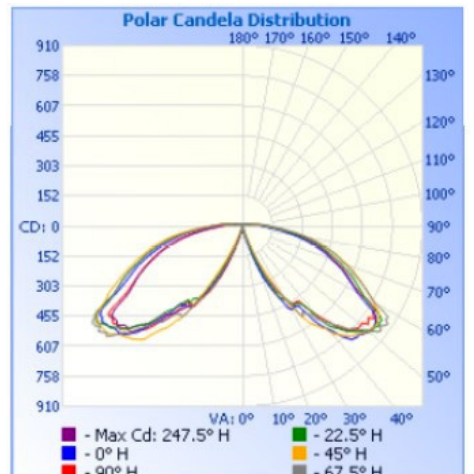
24W, 3000K - PLT-12975



24W, 4000K - PLT-12975

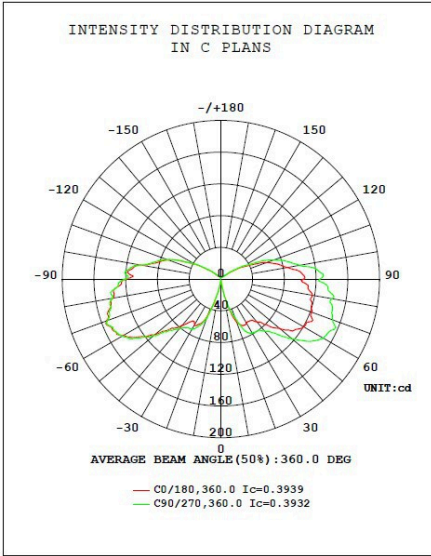


24W, 5000K - PLT-12975

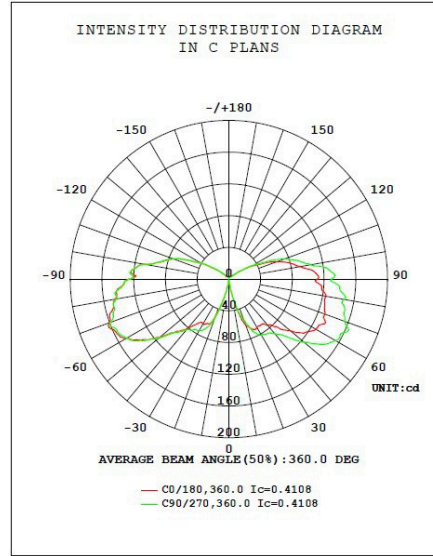




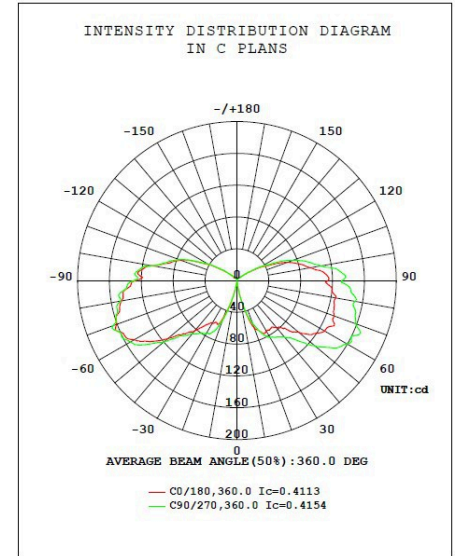
14W, 3000K - PLT-12976



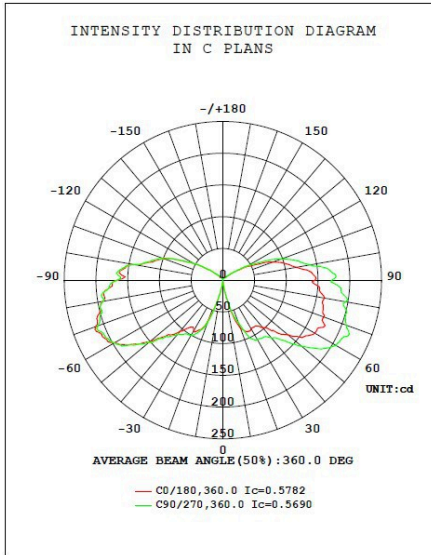
14W, 4000K - PLT-12976



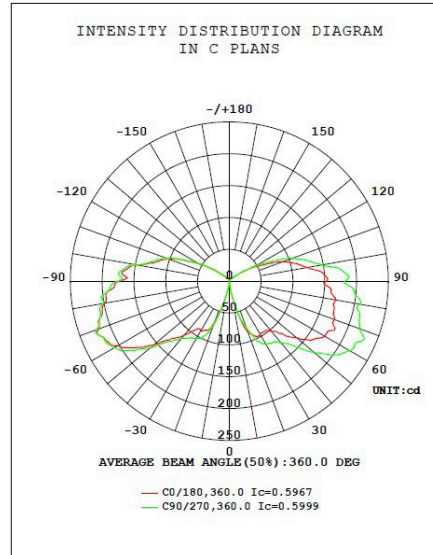
14W, 5000K - PLT-12976



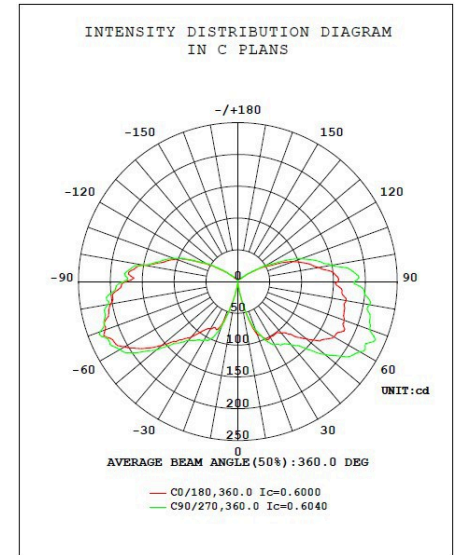
19W, 3000K - PLT-12976



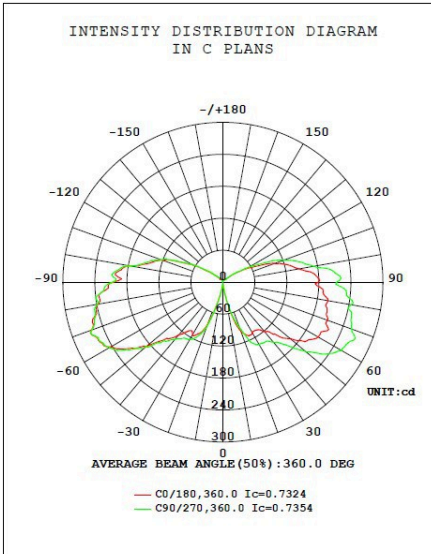
19W, 4000K - PLT-12976



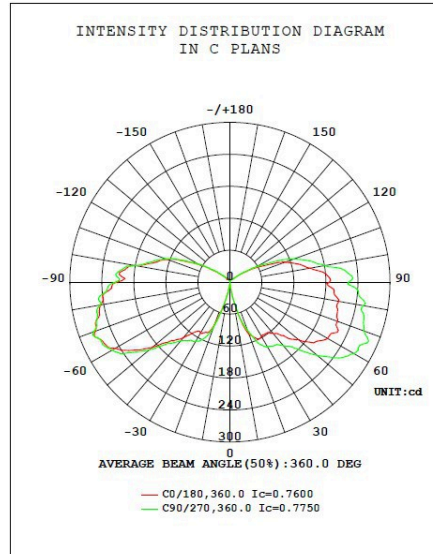
19W, 5000K - PLT-12976



24W, 3000K - PLT-12976



24W, 4000K - PLT-12976



24W, 5000K - PLT-12976

