



LED Tape Light Channel – Corner Mount

DESCRIPTION

Create custom fixtures for your LED tape light with these corner mount channels and their compatible accessories.

FEATURES

- Comes with opaque lens
- Channel and lens can be cut to length
- Mounts into corners for seamless look
- Designed for LED tape light no wider than 12mm/0.47 in
- Requires additional accessories to complete installation; see Accessories section for full list of compatible accessories.

LISTINGS

- Indoor/dry locations
- RoHS

CONSTRUCTION

- Aluminum with either black or anodized finish
- Frosted PC lens protects the tape light while diffusing light output

INSTALLATION

- Surface mount into corners with mounting clips (sold separately); see Installation Instructions for more information.

WARRANTY

- 3-year limited warranty; see pltsolutions.com for warranty details

Project name	Type
Catalog number	
Comments	Voltage
Approved by	Date



APPLICATIONS

- Display Cases
- Coves
- Under Cabinets
- Shelves
- Staircase Steps

PERFORMANCE SUMMARY

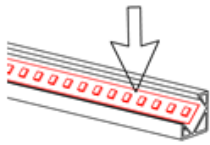
Item #	Mounting	Beam Angle	Tape Light Max. Width	Finish	Length
PLT-12856	Corner	100°	12mm	Black	6.6'
PLT-12857	Corner	100°	12mm	Anodized	6.6'

ACCESSORIES

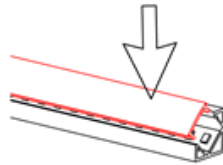
SKU	Description	Compatible With
PLT-12858	End Cap – Grey – 2 pack	PLT-12857
PLT-12859	End Cap – Black – 2 Pack	PLT-12856
PLT-12860	Clear Corner Mounting Clip	PLT-12856, PLT-12857
PLT-12861	Metal Corner Mounting Clip	PLT-12856, PLT-12857

INSTALLATION

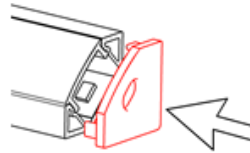
1. Stick the led strips to the channel



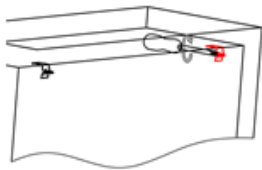
2. Press the diffused cover into place



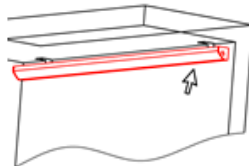
3. Insert the end caps



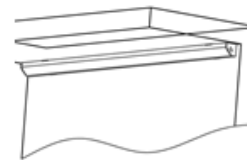
4. Mount the clips on the wall



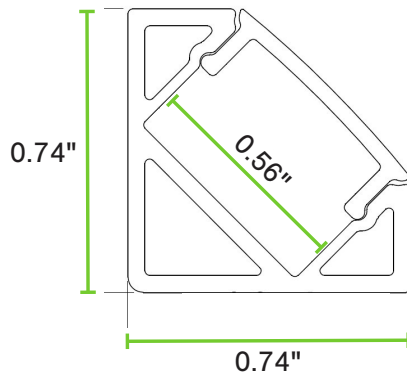
5. Attach the assembled profile to the mounting clips



6. Installation complete



DIMENSIONS



CHANNEL

Height – 0.74"

Width – 0.74"

Inner Channel Width – 0.56"

Length – 6.6'

Weight – 1.12 lbs