

DESCRIPTION

Reduce energy and maintenance costs by replacing existing 2x2 or 2x4 fluorescent fixtures with these more efficient color and wattage selectable back-lit LED troffers featuring a built-in emergency backup.

FEATURES

- Up to 152 LPW ultra-high efficiency delivers superior performance over fluorescent fixtures
- Built-in emergency backup operates fixtures for at least 90 minutes in the event of a power failure; recharges in 12 hours
- Self-tests monthly and yearly; red indicator light is located on the housing
- IC rated; can come into direct contact with insulation
- 0-10V dimming
- Light output varies depending on wattage and color temperature selected; see Selectable Table for full breakdown
- Wattage and color temperature is selectable via switches on the driver box; see installation instruction for more information

LISTINGS

- UL rated for damp locations
- IC Rated
- FCC
- DesignLights Consortium® 5.1 Premium - meets the requirements for the highest DLC qualification for efficacy and lumen maintenance

PERFORMANCE

- CRI: 80
- CCT: 3500K, 4000K, & 5000K
- LED L70 Life Hours: >100,000

EMERGENCY OPERATION

- Operation: 90 minutes
- Charging Time: 12 Hours
- Input Voltage: 100-277VAC
- Output Power: 10W
- Output Lumens: 1000 to 1500

THERMAL

- -4°F to 122°F (-20°C to 50°C) operating temperature

ELECTRICAL

- THD: <20%
- Power Factor: >0.9
- Input Voltage: 120-277V
- Dimmable power supply (0-10V)
- Surge Protection: 2kV

INSTALLATION

- Designed for recessed installation to a T-grid (T-bar clips attached) ceiling; see installation instructions for more information

project name	type
catalog number	
comments	voltage
approved by	date



CONSTRUCTION

- Stamped sheet metal housing with white finish
- Frosted PMMA lens protects LEDs while evenly distributing light

WARRANTY

- 5 year limited warranty; see pltsolutions.com for warranty details

APPLICATIONS

- Conference Rooms
- Retail
- Offices
- Hospitality
- Healthcare
- Schools
- Reception Areas
- Corridors
- Foyer

PERFORMANCE SUMMARY

Item #	Size	Watts*	CCT*	CRI	Dimming	Voltage	Emergency Operation	Recharge Time	Emergency Output Lumens	Replaces	Default Settings	DLC #	DLC Level
PLT-90352	2x2	20/ 25/ 30	3500K/ 4000K/ 5000K	80	0-10V	120-277V	90 minutes	12 Hours	1000 to 1500	2 Lamp Fluorescent	30W, 5000K	PLTM621311	5.1 Premium
PLT-90353	2x4	34/ 38/ 45	3500K/ 4000K/ 5000K	80	0-10V	120-277V	90 minutes	12 Hours	1000 to 1500	4 Lamp Fluorescent	45W, 5000K	PLTM632311	5.1 Premium

* See Selectable Table for full breakdown

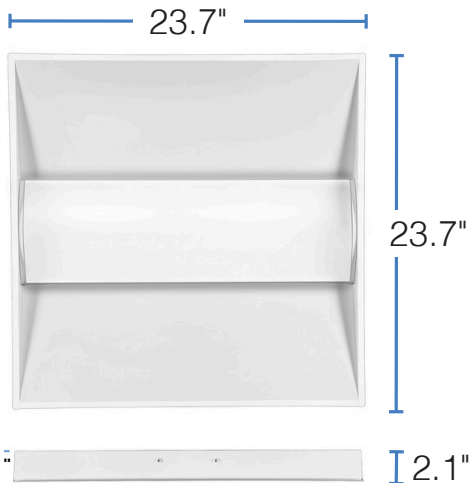
SELECTABLE TABLE

Item #	Wattage	CCT	Lumens	Efficacy
PLT-90352	20	3500K	2838	141
		4000K	3031	151
		5000K	2925	146
	25	3500K	3448	137
		4000K	3667	146
		5000K	3513	140
	30	3500K	4023	134
		4000K	4344	144
		5000K	4117	137
PLT-90353	34	3500K	4815	141
		4000K	5169	152
		5000K	4950	145
	38	3500K	5286	139
		4000K	5715	150
		5000K	5460	143
	45	3500K	6067	134
		4000K	6598	146
		5000K	6231	138

DIMENSIONS


2X2 DIMENSIONS

Length: 23.7"
 Height: 2.1"
 Width: 23.7"
 Weight: 7.94 lbs

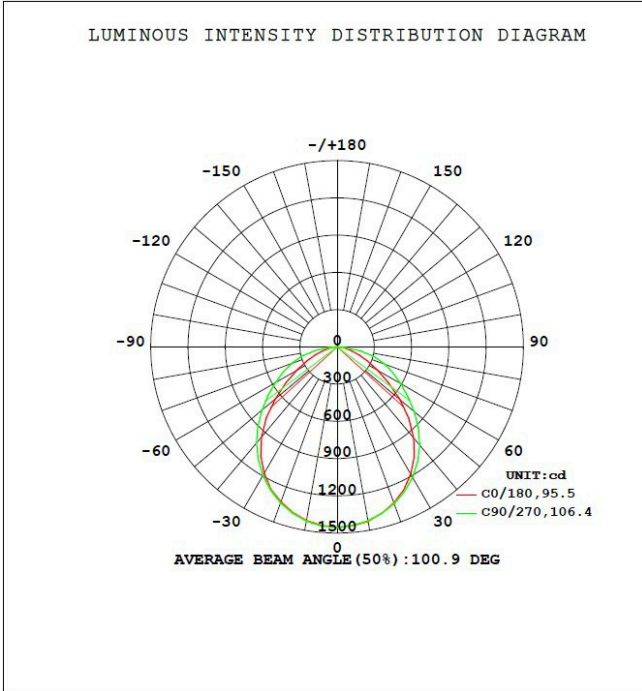


2X4 DIMENSIONS

Length: 47.8"
 Height: 2.1"
 Width: 23.7"
 Weight: 12.54 lbs



2X2



2X4

