



DESCRIPTION

Create a modern look in your space by installing these color and wattage selectable LED panels. These fixtures come with a built-in emergency backup, ensuring you have light in the event of a power failure.

FEATURES

- Efficiently replaces up to a 3 lamp fluorescent fixture
- Built-in emergency backup operates fixtures for at least 90 minutes in the event of a power failure; recharges in 24 hours
- Red test switch located on the frame
- 0-10V dimming
- Light output varies depending on wattage and color temperature selected; see Selectable Table for full breakdown
- Wattage and color temperature is selectable via switches on the driver box; see installation instruction for more information

LISTINGS

- UL rated for damp locations
- IC Rated
- FCC
- DesignLights Consortium® 5.1 Standard - meets the requirements for the highest DLC qualification for efficacy and lumen maintenance

PERFORMANCE

- CRI: 80
- CCT: 3500K, 4000K, and 5000K
- LED L70 Life Hours @ 70°C: >100,000 hours

EMERGENCY OPERATION

- Operation: 90 minutes
- Charging Time: 24 Hours
- Input Voltage: 100-277V
- Output Power: 8W
- Output Lumens: 1000 to 1500

THERMAL

- -4°F to 122°F (-20°C to 50°C) operating temperature


ELECTRICAL

- THD: <20%
- Power Factor: >0.9
- Input Voltage: 120-277V
- Dimmable power supply (0-10V)
- Surge Protection: 2kV

INSTALLATION

- Designed for recessed installation in a T-grid ceiling; see installation instructions for more information

Project name	Type
Catalog number	
Comments	Voltage
Approved by	Date



CONSTRUCTION

- Stamped sheet metal housing with white powder coat finish
- Frosted PS lens protects LEDs while evenly distributing light

WARRANTY

- 5-year limited warranty; see pltsolutions.com for warranty details

APPLICATIONS

- Conference Rooms
- Retail
- Offices
- Hospitality
- Healthcare
- Schools
- Reception Areas
- Corridors
- Foyer

PERFORMANCE SUMMARY

Item #	Size	Watts*	CCT*	CRI	Dimming	Voltage	Emergency Operation	Recharge Time	Emergency Output Lumens	Replaces	Default Settings	DLC #	DLC Level
PLT-90350	2x2	25/30/40	3500K/4000K/5000K	80	0-10V	120-277V	90 minutes	24 Hours	1000 to 1500	2 or 3 Lamp Fluorescent	40W, 5000K	PLTM521511	5.1 Standard
PLT-90351	2x4	30/40/50	3500K/4000K/5000K	80	0-10V	120-277V	90 minutes	24 Hours	1000 to 1500	3 Lamp Fluorescent	50W, 5000K	PLTM532511	5.1 Standard

* See Selectable Table for full breakdown

SELECTABLE TABLE

Item #	Wattage	CCT	Lumens	Efficacy
PLT-90350	25	3500K	3208	128
		4000K	3386	135
		5000K	3253	130
	30	3500K	3862	128
		4000K	4124	137
		5000K	3818	130
	40	3500K	4832	120
		4000K	5222	130
		5000K	4882	122
PLT-90351	30	3500K	3800	127
		4000K	3990	133
		5000K	3880	129
	40	3500K	5000	125
		4000K	5300	133
		5000K	5100	128
	50	3500K	5975	120
		4000K	6200	124
		5000K	6100	122

FIXTURE DIMENSIONS

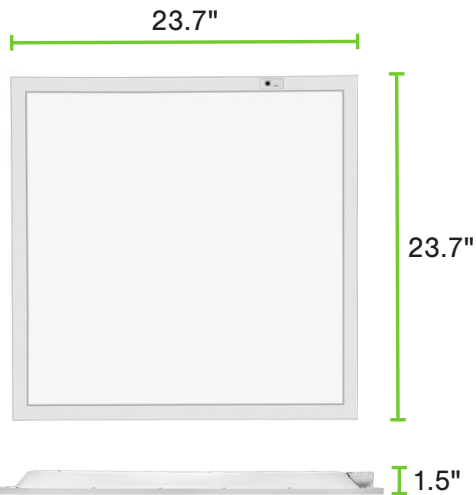
2X2 DIMENSIONS

Length: 23.7"

Height: 1.5"

Width: 23.7"

Weight: 6.88 lbs



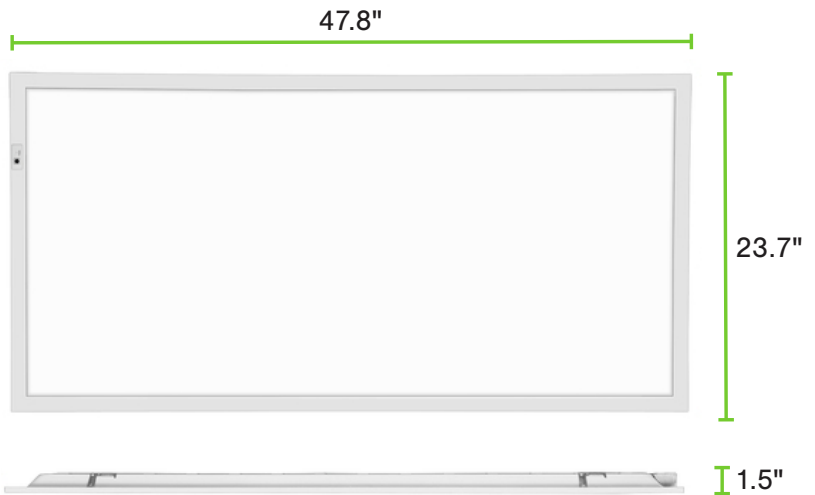
2X4 DIMENSIONS

Length: 47.8"

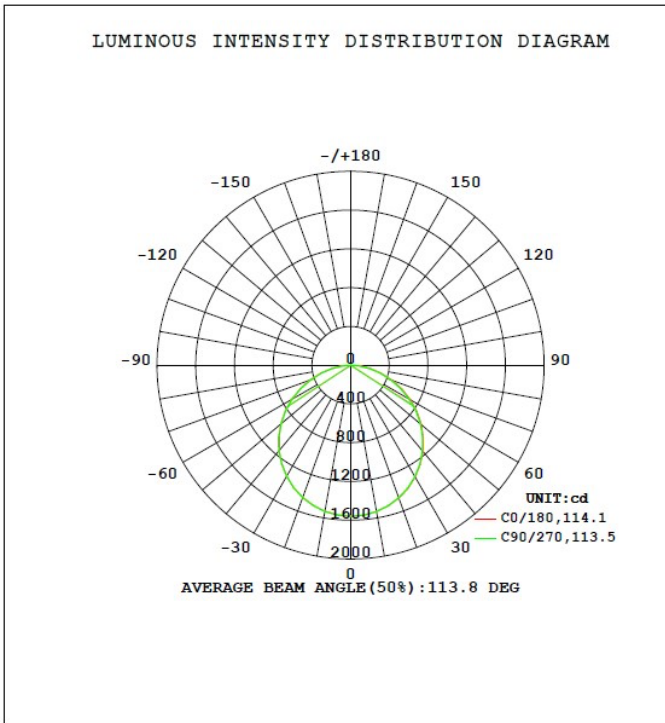
Height: 1.5"

Width: 23.7"

Weight: 10.32 lbs



2X2 DIMENSIONS



2X4 DIMENSIONS

