
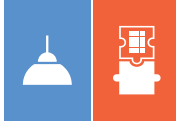


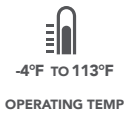
PART #	RP-LBIMAX-4F-
JOB NAME	
TYPE	



The LBI MAX is a linkable linear fixture or retrofit kit available in 2' and 4' configurations. Equipped with SuperFLEX adjustability to select the ideal watt and color temp to address every application. The LBI MAX is the perfect luminaire for commercial, retail, manufacturing, warehouse, and display applications.

- ➔ Easily adjust the color temperature & wattage via switches inside the unit.
- ➔ Works with all LBI wiring accessories.
- ➔ Link 20 units together @ 120VAC or 40 units @ 277VAC.
- ➔ Seamless connectors allow multiple units to run on a single power source.
- ➔ Can be surface mounted to a wall or ceiling as well as suspension mounted with included v-hooks.
- ➔ Additional mounting options available — pendant mount, aircraft cable, as well as in-line linking brackets.
- ➔ Optional internal emergency battery backup available.
- ➔ Optional built-in OCC sensor and Silvoir Mesh ready control configurations.

SUPERflex SWITCH BETWEEN 4 WATTS & 4 COLOR TEMPS

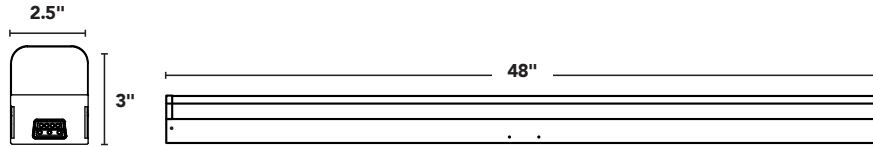
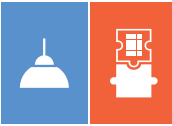


PART #	UPC	DESCRIPTION	LUMENS	WATTAGE	COLOR
RP-LBIMAX-4F-48W-40K-WC	844006085551	WATTAGE AND COLOR SELECTABLE LINKABLE LINEAR STRIP	3997-6365	FLEXWATT 30W/35W/ 40W/48W	FLEXCOLOR 3000K/3500K/ 4000K/5000K
RP-LBIMAX-4F-48W-40K-WC-OC	844006085582	W/ MICROWAVE MOTION SENSOR INSTALLED			
RP-LBIMAX-4F-48W-40K-WC-EM1	844006085568	W/ EMG BATTERY BACKUP INSTALLED			
RP-LBIMAX-4F-48W-40K-WC-OC-EM1	844006085605	W/ MICROWAVE MOTION SENSOR & EMG BATTERY BACKUP INSTALLED			

*For more DLC information, see page 5



*



PART NUMBER BUILDER



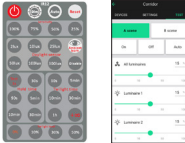

MFR	PRODUCT	LENGTH (FT)	WATTAGE	COLOR	FUNCTION	OPTIONS
RP	LBIMAX				WC	
		2F (NON-STOCKED) 4F	15W 30W 20W 35W 25W 40W 48W	30K = 3000K 35K = 3500K 40K = 4000K 50K = 5000K	WC = WATTAGE + COLOR SELECTABLE	OC = MIC MOTION SENSOR OCRF = MIC GROUPABLE OCC SENSOR OCEM1 = MIC MOTION SENSOR + 500LM EMG BATTERY BACKUP OCBT = MIC MOTION SENSOR W/ SILVAIR MESH CONTROL BT = SILVAIR MESH CONTROL NODE

EXAMPLE PART NUMBER

RP-LBIMAX-4F-48W-40K-WC

REMOTES

SENSOR OPTIONS

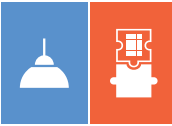
OC	OCRF	OCBT	BT
MIC MOTION SENSOR IR12 REMOTE	MIC GROUPABLE OCC SENSOR IR13 REMOTE	MIC MOTION SENSOR W/ SILVAIR MESH CONTROL IR12 REMOTE & SILVAIR APP	SILVAIR MESH CONTROL NODE SILVAIR APP
			

FLEXWATT LUMENS @ 4000K

SIZE	POSITION 1	POSITION 2	POSITION 3	POSITION 4
2FT	15W (1950LM)	20W (2600LM)	25W (3250LM)	30W (3900LM)
4FT	30W (3997LM)	35W (4723LM)	40W (5371LM)	48W (6365LM)

LINKING QTY

SIZE	120V	208V	240V	277V
2FT	28 UNITS	40 UNITS	40 UNITS	40 UNITS
4FT	20 UNITS	30 UNITS	35 UNITS	40 UNITS

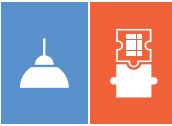


INCLUDED HARDWARE

V-HOOKS	BOLT CAPS	JUNCTION BOX COVER	DEAD END CAPS

OPTIONAL HARDWARE

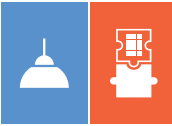
PART #	DESCRIPTION
RP-LBIMAX-SM-LINK	SURFACE MOUNT LINKING BRACKET (SEAMLESS CONNECTOR INCLUDED)
RP-LBIMAX-SPND	SUSPENSION MOUNT LINKING BRACKET (SEAMLESS CONNECTOR INCLUDED)
RP-LBIMAX-SPND-KIT	SUSPENSION MOUNT LINKING BRACKET KIT (SEAMLESS CONNECTOR INCLUDED)
RP-LBIMAX-SIL-KIT-2P	SUSPENSION KIT
RP-LBIMAX-PM-KIT	PENDANT MOUNT KIT
RP-LBI-SSC-DIM-10P RP-LBI-SSC-NODIM-10P	SEEMLESS CONNECTOR AVAILABLE FOR DIMMING AND NON-DIMMING APPLICATIONS



CABLES + CONNECTORS

PART #				DESCRIPTION
6IN	12IN	18IN	24IN	LINKING CABLES
RP-LBI-LC-6IN-DIM-10P RP-LBI-LC-6IN-NODIM-10P	RP-LBI-LC-12IN-DIM-10P RP-LBI-LC-12IN-NODIM-10P	RP-LBI-LC-18IN-DIM-10P RP-LBI-LC-18IN-NODIM-10P	RP-LBI-LC-24IN-DIM-10P RP-LBI-LC-24IN-NODIM-10P	
36IN	48IN	60IN	72IN	
RP-LBI-LC-36IN-DIM-10P RP-LBI-LC-36IN-NODIM-10P	RP-LBI-LC-48IN-DIM-10P RP-LBI-LC-48IN-NODIM-10P	RP-LBI-LC-60IN-DIM-10P RP-LBI-LC-60IN-NODIM-10P	RP-LBI-LC-72IN-DIM-10P RP-LBI-LC-72IN-NODIM-10P	

PART #	DESCRIPTION	
RP-LBI-G1-IP-3F-DIM	3' INCOMING POWER KIT INCOMING POWER CABLE / PIGTAIL + SERVICE DISCONNECT W/ ABRASION PROTECTION GROMMET USED TO HARD WIRE THE INCOMING POWER CABLE INTO FIXTURE OR JUNCTION BOX	
RP-LBI-G1-IP-2F-120V-SW RP-LBI-G1-IP-7F-120V-SW	INCOMING POWER CABLE W/ SWITCH 2' AND 7' LENGTHS AVAILABLE PLUG-IN THE INCOMING POWER CABLE INTO FIXTURE OR JUNCTION BOX.	
RP-LBI-G1-IP-90DEG-12F-DIM	12' 90-DEGREE INCOMING POWER CABLE	



MID OUTPUT

PART #	DLC CODE	STANDARD/ PREMIUM	PRIMARY USE	COLOR TEMP	WATTAGE	LUMENS
RP-LBIMAX-4F-30W-XXX-[WC,C]-[HV,Blank]-[OC,OCRF,BT,Blank]-[EM1,Blank]-[BAA,AA,Blank]	S-H2PYAV	Premium	Stairwell and Passageway Luminaires	30/35/40/50K	30	4086
RP-LBIMAX-4F-35W-XXX-[WC,C]-[HV,Blank]-[OC,OCRF,BT,Blank]-[EM1,Blank]-[BAA,AA,Blank]	S-5B6KLF	Premium	Stairwell and Passageway Luminaires	30/35/40/50K	35	4793
RP-LBIMAX-4F-40W-XXX-[WC,C]-[HV,Blank]-[OC,OCRF,BT,Blank]-[EM1,Blank]-[BAA,AA,Blank]	S-PI9VU7	Premium	Stairwell and Passageway Luminaires	30/35/40/50K	40	5371
RP-LBIMAX-4F-48W-XXX-[WC,C]-[HV,Blank]-[OC,OCRF,BT,Blank]-[EM1,Blank]-[BAA,AA,Blank]	S-UO654R	Premium	Stairwell and Passageway Luminaires	30/35/40/50K	48	6365

LOW BAY

PART #	DLC CODE	STANDARD/ PREMIUM	PRIMARY USE	COLOR TEMP	WATTAGE	LUMENS
RP-LBIMAX-4F-30W-XXX-[WC,C]-[HV,Blank]-[OC,OCRF,BT,Blank]-[EM1,Blank]-[BAA,AA,Blank]	S-CMDIGX	Premium	Retrofit Kits for Low-Bay Luminaires for Commercial and Industrial Buildings	30/35/40/50K	30	3997
RP-LBIMAX-4F-30W-XXX-[WC,C]-[HV,Blank]-[OC,OCRF,BT,Blank]-[EM1,Blank]-[BAA,AA,Blank]	S-VOUDIQ	Standard	Low-Bay Luminaires for Commercial and Industrial Buildings	30/35/40/50K		4086
RP-LBIMAX-4F-35W-XXX-[WC,C]-[HV,Blank]-[OC,OCRF,BT,Blank]-[EM1,Blank]-[BAA,AA,Blank]	S-GK6YX9	Standard	Low-Bay Luminaires for Commercial and Industrial Buildings	30/35/40/50K	35	4793
RP-LBIMAX-4F-35W-XXX-[WC,C]-[HV,Blank]-[OC,OCRF,BT,Blank]-[EM1,Blank]-[BAA,AA,Blank]	S-HE9JRZ	Premium	Retrofit Kits for Low-Bay Luminaires for Commercial and Industrial Buildings	30/35/40/50K		4723
RP-LBIMAX-4F-40W-XXX-[WC,C]-[HV,Blank]-[OC,OCRF,BT,Blank]-[EM1,Blank]-[BAA,AA,Blank]	S-J68VOC	Premium	Retrofit Kits for Low-Bay Luminaires for Commercial and Industrial Buildings	30/35/40/50K	40	5293
RP-LBIMAX-4F-40W-XXX-[WC,C]-[HV,Blank]-[OC,OCRF,BT,Blank]-[EM1,Blank]-[BAA,AA,Blank]	S-TJ7YID	Standard	Low-Bay Luminaires for Commercial and Industrial Buildings	30/35/40/50K		5371
RP-LBIMAX-4F-48W-XXX-[WC,C]-[HV,Blank]-[OC,OCRF,BT,Blank]-[EM1,Blank]-[BAA,AA,Blank]	S-C85PZD	Standard	Low-Bay Luminaires for Commercial and Industrial Buildings	30/35/40/50K	48	6365
RP-LBIMAX-4F-48W-XXX-[WC,C]-[HV,Blank]-[OC,OCRF,BT,Blank]-[EM1,Blank]-[BAA,AA,Blank]	S-JH1RFV	Premium	Retrofit Kits for Low-Bay Luminaires for Commercial and Industrial Buildings	30/35/40/50K		6256

LINEAR AMBIENT

PART #	DLC CODE	STANDARD/ PREMIUM	PRIMARY USE	COLOR TEMP	WATTAGE	LUMENS
RP-LBIMAX-4F-30W-XXX-[WC,C]-[HV,Blank]-[OC,OCRF,BT,Blank]-[EM1,Blank]-[BAA,AA,Blank]	S-AI6R08	Standard	Direct Linear Ambient Luminaires	30/35/40/50K	30	4086
RP-LBIMAX-4F-30W-XXX-[WC,C]-[HV,Blank]-[OC,OCRF,BT,Blank]-[EM1,Blank]-[BAA,AA,Blank]	S-FX915H	Standard	Retrofit Kits for Direct Linear Ambient Luminaires	30/35/40/50K		4105
RP-LBIMAX-4F-35W-XXX-[WC,C]-[HV,Blank]-[OC,OCRF,BT,Blank]-[EM1,Blank]-[BAA,AA,Blank]	S-1ZLOW4	Standard	Direct Linear Ambient Luminaires	30/35/40/50K	35	4793
RP-LBIMAX-4F-35W-XXX-[WC,C]-[HV,Blank]-[OC,OCRF,BT,Blank]-[EM1,Blank]-[BAA,AA,Blank]	S-HQ4P61	Standard	Retrofit Kits for Direct Linear Ambient Luminaires	30/35/40/50K		4852
RP-LBIMAX-4F-40W-XXX-[WC,C]-[HV,Blank]-[OC,OCRF,BT,Blank]-[EM1,Blank]-[BAA,AA,Blank]	S-EV92RZ	Standard	Retrofit Kits for Direct Linear Ambient Luminaires	30/35/40/50K	40	5369
RP-LBIMAX-4F-40W-XXX-[WC,C]-[HV,Blank]-[OC,OCRF,BT,Blank]-[EM1,Blank]-[BAA,AA,Blank]	S-FR213Q	Standard	Direct Linear Ambient Luminaires	30/35/40/50K		5371
RP-LBIMAX-4F-48W-XXX-[WC,C]-[HV,Blank]-[OC,OCRF,BT,Blank]-[EM1,Blank]-[BAA,AA,Blank]	S-I58RO3	Standard	Direct Linear Ambient Luminaires	30/35/40/50K	48	6365
RP-LBIMAX-4F-48W-XXX-[WC,C]-[HV,Blank]-[OC,OCRF,BT,Blank]-[EM1,Blank]-[BAA,AA,Blank]	S-MD2R0U	Standard	Retrofit Kits for Direct Linear Ambient Luminaires	30/35/40/50K		6350