

| | |
|---------------|-------|
| Project Name: | Type: |
| Part Number: | Date: |

VERSA FILAMENT SERIES

FEATURES

- Suitable to replace 25W, 40W, 60W and 75W incandescent
- High CRI and R values (R9 50, R13 95) deliver richer reds and natural skin tones
- Full glass construction
- Provides an excellent option for energy savings in any fixtures
- Available in 2700K, 3000K, 4000K and 5000K color temperatures
- 320° omnidirectional beam angle
- Smooth dimming with most forward and reverse phase controls *
- Suitable for use in totally enclosed fixtures
- Suitable for use in wet locations
- Wider fixture operating temperature: -13°F to 113°F (-25°C to 45°C) **
- Rated Lifetime (L70): 25,000hrs for Candle series, 15,000hrs for A19 series
- 3 year limited warranty ***



012224



SPECIFICATIONS

| Product | Model | Equiv. | CCT | Finish | Wattage (W) | Lumens (LM) | Efficacy (LPW) | Power Factor | Input Voltage | CRI | Beam Angle | Dim.* | UL Location | Fixture Rating | ES / T20 / JA8 |
|---------|-------------------------|--------|-------|---------|-------------|-------------|----------------|--------------|---------------|-----|------------|-------|-------------|----------------|--------------------|
| 36747 | 9FA19DIM/927/RC | 60W | 2700K | Clear | 9 | 820 | 91 | ≥0.7 | 120V | 92 | 320° | YES | Wet | Enclosed | √/√/ N.A. |
| 36748 | 9FA19DIM/930 | 60W | 3000K | Clear | 9 | 820 | 91 | ≥0.7 | 120V | 92 | 320° | YES | Wet | Enclosed | √/√/ N.A. |
| 36749 | 9FA19DIM/940 | 60W | 4000K | Clear | 9 | 850 | 94 | ≥0.7 | 120V | 92 | 320° | YES | Wet | Enclosed | √/√/ N.A. |
| 36750 | 9FA19DIM/950 | 60W | 5000K | Clear | 9 | 850 | 94 | ≥0.7 | 120V | 92 | 320° | YES | Wet | Enclosed | √/√/ N.A. |
| 36752 | 10FA19DIM/930 | 75W | 3000K | Clear | 10 | 1,150 | 115 | ≥0.9 | 120V | 92 | 320° | YES | Wet | Enclosed | √/√/√ |
| 36753 | 10FA19DIM/940 | 75W | 4000K | Clear | 10 | 1,200 | 120 | ≥0.9 | 120V | 92 | 320° | YES | Wet | Enclosed | √/√/√ |
| 37056 | 2FB11DIM/927 | 25W | 2700K | Clear | 2 | 200 | 100 | ≥0.7 | 120V | 92 | 320° | YES | Wet | Enclosed | √/√/ N.A. |
| 37057 | 2FB11DIM/927/E26 | 25W | 2700K | Clear | 2 | 200 | 100 | ≥0.7 | 120V | 92 | 320° | YES | Wet | Enclosed | √/√/ N.A. |
| 37058 | 3.3FB11DIM/927/RC | 40W | 2700K | Clear | 3.3 | 300 | 91 | ≥0.7 | 120V | 92 | 320° | YES | Wet | Enclosed | √/√/ N.A. |
| 37059 | 3.3FB11DIM/927/FR/RC | 40W | 2700K | Frosted | 3.3 | 300 | 91 | ≥0.7 | 120V | 92 | 320° | YES | Wet | Enclosed | √/√/ N.A. |
| 37061 | 3.3FB11DIM/820/A | 40W | 2000K | Amber | 3.3 | 240 | 79 | ≥0.7 | 120V | 82 | 320° | YES | Wet | Enclosed | N.A. / N.A. / N.A. |
| 37062 | 3.3FBA11DIM/820/FT/A/RC | 40W | 2000K | Amber | 3.3 | 240 | 79 | ≥0.7 | 120V | 82 | 320° | YES | Wet | Enclosed | N.A. / N.A. / N.A. |
| 37063 | 5.5FB11DIM/927/RC | 60W | 2700K | Clear | 5.5 | 500 | 91 | ≥0.7 | 120V | 92 | 320° | YES | Wet | Enclosed | √/√/ N.A. |
| 37064 | 5.5FB11DIM/927/FR | 60W | 2700K | Frosted | 5.5 | 500 | 91 | ≥0.7 | 120V | 92 | 320° | YES | Wet | Enclosed | √/√/ N.A. |
| 37065 | 5.5FB11DIM/927/E26/RC | 60W | 2700K | Clear | 5.5 | 500 | 91 | ≥0.7 | 120V | 92 | 320° | YES | Wet | Enclosed | √/√/ N.A. |

*This lamp might not be compatible with all dimmers. Please visit www.greencreative.com for compatibility information.

** Fixture operating temperature for A19 series: -13°F to 113°F (-25°C to 45°C). For Candle series, fixture operating temperature -13°F to 95°F (-25°C to 35°C) and lamp ambient temperature: -13°F to 113°F (-25°C to 45°C).

*** Please visit www.greencreative.com for Limited Warranty terms.

****: MTO (Make To Order) codes

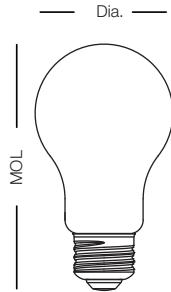
| | |
|---------------|-------|
| Project Name: | Type: |
| Part Number: | Date: |



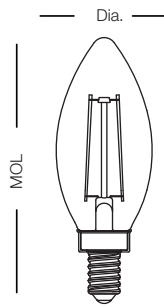
GREENCREATIVE

VERSA FILAMENT SERIES

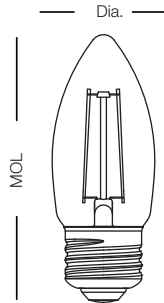
DIMENSION & WEIGHT



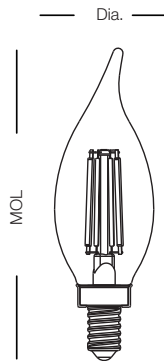
| Model | Base | MOL | Dia. | Weight |
|-----------------|------|---------|--------|---------|
| 9FA19DIM/xxx/RC | E26 | 4-3/16" | 2-3/8" | 0.07 lb |
| 9FA19DIM/xxx | E26 | 4-3/16" | 2-3/8" | 0.07 lb |
| 10FA19DIM/xxx | E26 | 4-3/16" | 2-3/8" | 0.07 lb |



| Model | Base | MOL | Dia. | Weight |
|----------------------|------|----------|--------|---------|
| 2FB11DIM/xxx | E12 | 3-13/16" | 1-3/8" | 0.03 lb |
| 3.3FB11DIM/xxx/RC | E12 | 3-13/16" | 1-3/8" | 0.03 lb |
| 3.3FB11DIM/xxx/FR/RC | E12 | 3-13/16" | 1-3/8" | 0.03 lb |
| 3.3FB11DIM/xxx/A | E12 | 3-13/16" | 1-3/8" | 0.03 lb |
| 5.5FB11DIM/xxx/FR | E12 | 3-13/16" | 1-3/8" | 0.03 lb |
| 5.5FB11DIM/9xx/RC | E12 | 3-13/16" | 1-3/8" | 0.03lb |



| Model | Base | MOL | Dia. | Weight |
|-----------------------|------|---------|--------|---------|
| 2FB11DIM/9xx/E26 | E26 | 3-9/16" | 1-3/8" | 0.04 lb |
| 5.5FB11DIM/9xx/E26/RC | E26 | 3-9/16" | 1-3/8" | 0.04 lb |



| Model | Base | MOL | Dia. | Weight |
|-------------------------|------|--------|--------|--------|
| 3.3FBA11DIM/xxx/FT/A/RC | E12 | 4-3/8" | 1-3/8" | 0.03lb |

| | |
|---------------|-------|
| Project Name: | Type: |
| Part Number: | Date: |



GREENCREATIVE

VERSA FILAMENT SERIES

ORDERING INFORMATION

| Model | Master Carton | | | Shipping Carton | | |
|-------------------------|---------------|----------------------------|-------------|-----------------|------------------------------|-------------|
| | Case Qty | Case Dimensions (LxWxH) | Case Weight | Case Qty | Case Dimensions (LxWxH) | Case Weight |
| 9FA19DIM/xxx/RC | 6PCS | 8-1/4" x 5-11/16" x 5-1/8" | 0.93 lb | 24PCS | 17-1/8" x 12" x 6-5/16" | 4.63 lb |
| 9FA19DIM/xxx | 6PCS | 8-1/4" x 5-11/16" x 5-1/8" | 0.93 lb | 24PCS | 17-1/8" x 12" x 6-5/16" | 4.63 lb |
| 10FA19DIM/xxx | 6PCS | 8-1/4" x 5-11/16" x 5-1/8" | 0.93 lb | 24PCS | 17-1/8" x 12" x 6-5/16" | 4.63 lb |
| 2FB11DIM/xxx | 6PCS | 5-1/16" x 3-3/8" x 4-3/4" | 0.39lb | 24PCS | 10-1/2" x 7-5/16" x 5-5/16" | 1.94lb |
| 2FB11DIM/xxx/E26 | 6PCS | 5-1/16" x 3-3/8" x 4-3/4" | 0.43lb | 24PCS | 10-1/2" x 7-5/16" x 5-5/16" | 2.10lb |
| 3.3FB11DIM/xxx/RC | 6PCS | 5-1/16" x 3-3/8" x 4-3/4" | 0.39lb | 24PCS | 10-1/2" x 7-5/16" x 5-5/16" | 1.94lb |
| 3.3FB11DIM/xxx/FR/RC | 6PCS | 5-1/16" x 3-3/8" x 4-3/4" | 0.39lb | 24PCS | 10-1/2" x 7-5/16" x 5-5/16" | 1.94lb |
| 3.3FB11DIM/xxx/A | 6PCS | 5-1/16" x 3-3/8" x 4-3/4" | 0.39lb | 24PCS | 10-1/2" x 7-5/16" x 5-5/16" | 1.94lb |
| 5.5FB11DIM/xxx/FR | 6PCS | 5-1/16" x 3-3/8" x 4-3/4" | 0.43lb | 24PCS | 10-1/2" x 7-5/16" x 5-5/16" | 2.10lb |
| 5.5FB11DIM/xxx/E26/RC | 6PCS | 5-1/16" x 3-3/8" x 4-3/4" | 0.47lb | 24PCS | 10-1/2" x 7-5/16" x 5-5/16" | 2.24lb |
| 3.3FBA11DIM/820/FT/A/RC | 6PCS | 5-1/16" x 3-3/8" x 5-1/8" | 0.39lb | 24PCS | 10-1/2" x 7-5/16" x 5-15/16" | 1.94lb |
| 5.5FB11DIM/927/RC | 6PCS | 5-1/16" x 3-3/8" x 4-3/4" | 0.43lb | 24PCS | 10-1/2" x 7-5/16" x 5-5/16" | 2.07lb |

Where xxx means 824-965 which indicates CRI and color temperature

CERTIFICATION INFORMATION

| Product | Model | ES ID# |
|---------|-----------------------|---------|
| 36747 | 9FA19DIM/927/RC | 2395333 |
| 36748 | 9FA19DIM/930 | 2395366 |
| 36749 | 9FA19DIM/940 | 2395368 |
| 36750 | 9FA19DIM/950 | 2395367 |
| 36751 | 10FA19DIM/927 | 2394089 |
| 36752 | 10FA19DIM/930 | 2394090 |
| 36753 | 10FA19DIM/940 | 2394091 |
| 37056 | 2FB11DIM/927 | 2401630 |
| 37057 | 2FB11DIM/927/E26 | 2401631 |
| 37058 | 3.3FB11DIM/927/RC | 2401296 |
| 37059 | 3.3FB11DIM/927/FR/RC | 2401295 |
| 37063 | 5.5FB11DIM/927/RC | 2401316 |
| 37064 | 5.5FB11DIM/927/FR | 2401298 |
| 37065 | 5.5FB11DIM/927/E26/RC | 2401297 |

Note: All rights reserved. All sizes and specifications are subject to change at any time without notice.



VERSA FILAMENT SERIES

MODEL

Model: 9FA19DIM/xxx/RC
 9FA19DIM/xxx
 10FA19DIM/xxx
 2FB11DIM/xxx
 2FB11DIM/xxx/E26
 3.3FB11DIM/xxx/RC
 3.3FB11DIM/xxx/A
 5.5FB11DIM/xxx/FR
 5.5FB11DIM/xxx/E26/RC

Where xxx means 824-965 which indicates CRI and color temperature



092022

DIMMER COMPATIBILITY

Model: 9FA19DIM/xxx/RC 9FA19DIM/xxx

| Brand | Series | Model | Load (W) | Dimming Range | Compatibility |
|---------|------------------|------------|----------|---------------|----------------|
| Lutron | Maestro | MAELV-600 | 600 | 0-100% | Compatible |
| | Nova | NTELV-600 | 600 | 0-100% | Compatible |
| | Diva | DV-600P | 600 | 0-100% | Compatible |
| | Toggler | TG-600P | 600 | 0-100% | Compatible |
| | Caseta | PD-5NE | 250 | 0-100% | Compatible |
| | Skylark Contour | CTELV-303P | 300 | 0-100% | Compatible |
| | Diva | DVELV-300P | 300 | 0-100% | Compatible |
| | Skylark Contour | CTCL-153P | 150 | 0-100% | Compatible |
| | Diva | DVCL-153P | 150 | 0-100% | Compatible |
| | Maestro C•L | MACL-153M | 150 | 0-100% | Compatible |
| Leviton | IllumaTech | IPE04-1LZ | 300 | - | Not Compatible |
| | Sureslide Decora | 6674 | 600 | 0-100% | Compatible |
| | Trimatron | 6602 | 600 | 0-100% | Compatible |
| Cooper | Aspire | 9536 | 1,000 | - | Not Compatible |



VERSA FILAMENT SERIES

DIMMER COMPATIBILITY

Model: 10FA19DIM/xxx

| Brand | Series | Model | Load (W) | Dimming Range | Compatibility |
|---------|------------------|------------|----------|---------------|---------------|
| Lutron | Maestro | MAELV-600 | 600 | 0-90% | Compatible |
| | Nova | NTELV-600 | 600 | 10-100% | Compatible |
| | Diva | DV-600P | 600 | 0-90% | Compatible |
| | Toggler | TG-600P | 600 | 0-90% | Compatible |
| | Caseta | PD-5NE | 250 | 10-100% | Compatible |
| | Skylark Contour | CTELV-303P | 300 | 0-90% | Compatible |
| | Diva | DVELV-300P | 300 | 0-90% | Compatible |
| | Skylark Contour | CTCL-153P | 150 | 0-80% | Compatible |
| | Diva | DVCL-153P | 150 | 0-90% | Compatible |
| | Maestro C•L | MACL-153M | 150 | 0-80% | Compatible |
| Leviton | IllumaTech | IPE04-1LZ | 300 | 20-100% | Compatible |
| | Sureslide Decora | 6674 | 600 | 0-90% | Compatible |
| | Trimatron | 6602 | 600 | 0-90% | Compatible |
| Cooper | Aspire | 9536 | 1,000 | 0-90% | Compatible* |

* Minimum 4 Lamps

DIMMER COMPATIBILITY

Model: 2FB11DIM/xxx 2FB11DIM/xxx/E26 3.3FB11DIM/xxx/RC 3.3FB11DIM/xxx/A

| Brand | Series | Model | Load (W) | Dimming Range | Compatibility |
|---------|------------------|------------|----------|---------------|----------------|
| Lutron | Maestro | MAELV-600 | 600 | 0-100% | Compatible |
| | Nova | NTELV-600 | 600 | 0-100% | Compatible |
| | Diva | DV-600P | 600 | 0-100% | Compatible |
| | Toggler | TG-600P | 600 | 0-100% | Compatible |
| | Caseta | PD-5NE | 250 | 0-100% | Compatible |
| | Skylark Contour | CTELV-303P | 300 | 0-100% | Compatible |
| | Diva | DVELV-300P | 300 | 0-100% | Compatible |
| | Skylark Contour | CTCL-153P | 150 | - | Not Compatible |
| | Diva | DVCL-153P | 150 | 0-100% | Compatible |
| | Maestro C•L | MACL-153M | 150 | 0-100% | Compatible |
| Leviton | IllumaTech | IPE04-1LZ | 300 | 0-100% | Compatible |
| | Sureslide Decora | 6674 | 600 | 0-100% | Compatible |
| | Trimatron | 6602 | 600 | 0-100% | Compatible |
| Cooper | Aspire | 9536 | 1,000 | 0-100% | Compatible* |

* Minimum 4 Lamps



VERSA FILAMENT SERIES

DIMMER COMPATIBILITY

Model: 5.5FB11DIM/xxx/FR 5.5FB11DIM/xxx/E26/RC

| Brand | Series | Model | Load (W) | Dimming Range | Compatibility |
|---------|------------------|------------|----------|---------------|----------------|
| Lutron | Maestro | MAELV-600 | 600 | 0-100% | Compatible |
| | Nova | NTELV-600 | 600 | 0-100% | Compatible |
| | Diva | DV-600P | 600 | 0-100% | Compatible |
| | Toggler | TG-600P | 600 | 0-100% | Compatible |
| | Caseta | PD-5NE | 250 | 0-100% | Compatible |
| | Skylark Contour | CTELV-303P | 300 | 0-100% | Compatible |
| | Diva | DVELV-300P | 300 | 0-100% | Compatible |
| | Skylark Contour | CTCL-153P | 150 | - | Not Compatible |
| | Diva | DVCL-153P | 150 | 10-100% | Compatible |
| | Maestro C•L | MACL-153M | 150 | 20-100% | Compatible |
| Leviton | IllumaTech | IPE04-1LZ | 300 | 0-100% | Compatible |
| | Sureslide Decora | 6674 | 600 | 0-100% | Compatible* |
| | Trimatron | 6602 | 600 | 0-100% | Compatible |
| Cooper | Aspire | 9536 | 1,000 | 0-100% | Compatible** |

* Minimum 2 Lamps

** Minimum 4 Lamps

GREEN CREATIVE has provided this dimmer switch compatibility chart for guidance when selecting a dimmer and lamp combination. Our lamps were tested for compatibility with the above listed dimmers. Dimmers that do not appear on the chart might still be compatible but have not been tested. All testing has been performed with a stable main supply. The quality of the local main, existing installation and wiring, as well as different manufacturer versions of the above dimmers may affect dimming performance. Since no assurance can be provided regarding these factors, it is a general recommendation to perform a test on-site prior to installing the LED lamps.