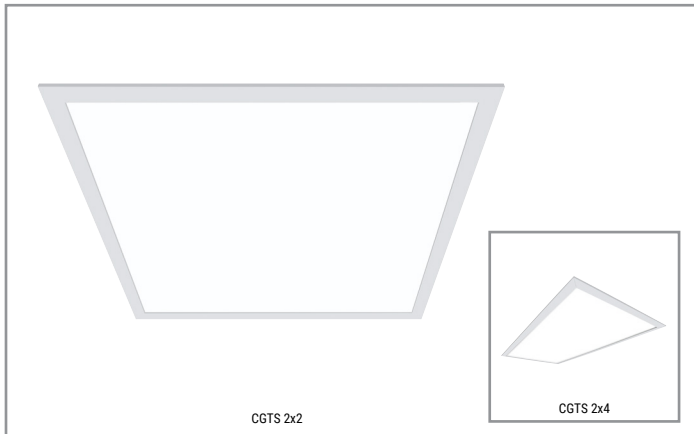


Project		Catalog #		Type	
Prepared by		Notes		Date	



Metalux

CGTS Selectable Lumens and CCT-2x4/2x2

LED Backlit Panel

Typical Applications

Offices • Education • Healthcare • Retail

Interactive Menu

- Order Information [page 2](#)
- Photometric Data [page 4](#)
- Product Warranty

Product Certification



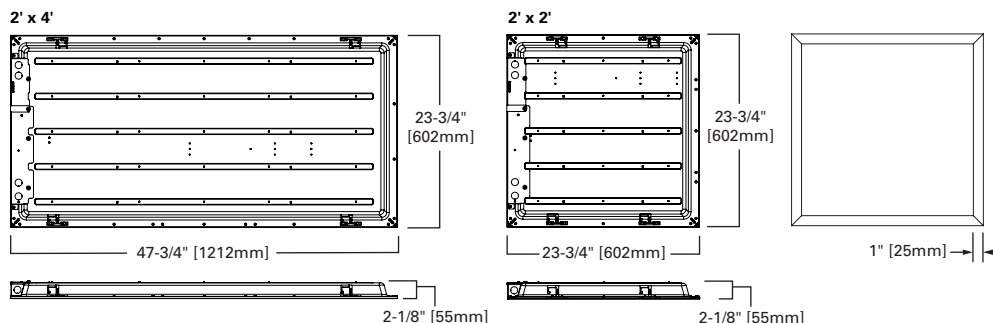
Product Features



Top Product Features

- Three color temperature and three lumen package choices for use in a variety of applications
- Selectable switches are located on top of the junction box, for quick adjustment before and after installation
- Acrylic micro-optics provide uniform illumination across the entire lens
- Extruded aluminum door frame tightly seals to the housing for optimal performance and aesthetics
- Minimum fixture height ideal for shallow plenum.

CGTS Dimensions



See page 3 for Junction Box details for CGTS

[additional product diagrams](#)



CGTS Ordering Information/Performance

Default setting: Medium/4000K

Size	Catalog	UPC	Lumen Setting	CCT	CRI (Min)	Delivered Nominal Lumens	Watts	Efficacy (lm/W)
2x2	22CGTS-L3C3	080083194728	Low	3500K	80	2720	22.0	124
				4000K	80	2826	21.3	133
				5000K	80	2770	21.9	127
			Medium	3500K	80	3681	30.2	122
				4000K	80	3890	28.9	135
				5000K	80	3748	30.1	125
			High	3500K	80	4700	40.6	116
				4000K	80	5063	38.5	132
				5000K	80	4808	40.5	119
2x4	24CGTS-L3C3	080083194704	Low	3500K	80	3600	27.8	130
				4000K	80	3710	27.1	137
				5000K	80	3651	27.8	131
			Medium	3500K	80	5016	39.7	126
				4000K	80	5241	38.5	136
				5000K	80	5081	39.7	128
			High	3500K	80	6426	52.8	122
				4000K	80	6918	50.7	136
				5000K	80	6648	52.8	126

CGTS Shipping Data

	2x2	2x4
Weight (lb.)	8.3	14.5
Pallet Qty	36	20
Pallet Size	53" x 49"	

CGTS Options

Catalog	Description	Example	Notes
EL7W	7W EM Pack, Installed	22CGTS-L3C3-EL7W	Remote Indicator/Test Switch
EL14W	14W EM Pack, Installed	24CGTS-L3C3-EL14W	Remote Indicator/Test Switch
A3/8-4/18GDIM	6' Length, 3/8" Cable, 2 Wire, 2 Dimming Leads, Ground	24CGTS-L3C3-A3/8-4/18G DIM	
EL7W-A3/8-5/18GDIM	7W EM Pack, Installed, and 6' Flex, 3/8" Cable, 3 Wire, 2 Dimming Leads, Ground	24CGTS-L3C3-EL14W-A3/8-5/18GDIM 22CGTS-L3C3-EL7W-A3/8-5/18GDIM	EL7W and EL14W can be used with any of the optional flex. EM pack is always specified before (to the left of) the flex, in the catalog number.

CGTS Accessories

Surface Mounting Options

Catalog No.	Description	UPC	A	B
CGTSURF24	2x4 CGT Surface Mount Kit	080083083107	24-5/8" [625mm]	48-5/8" [1235mm]
CGTSURF22	2x2 CGT Surface Mount Kit	080083083121	24-5/8" [625mm]	24-5/8" [625mm]

Note: Cannot be used with EL7W or EL14W options.

Drywall Frame Kit

Catalog No.	Description	UPC
DF-24W-U	2x4 dry wall frame kit	662401232970
DF-22W-U	2x2 dry wall frame kit	662401232963

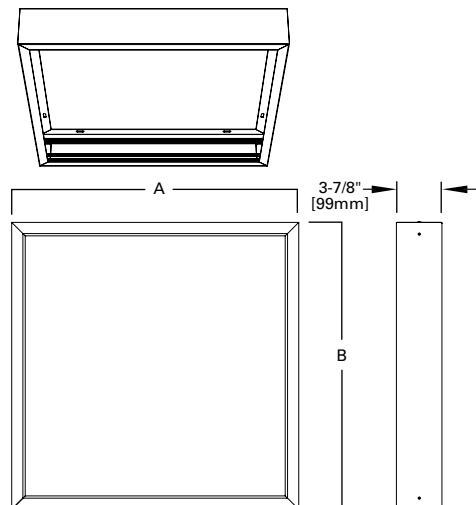
Suspension Kit

Catalog	UPC	Description
FPSUS24-B	080083876686	2 point Y-hanger suspension kit includes sleeved aircraft cable, carabiner, ceiling connection, SO cord, cord connectors and round 4" J-box cover plate
FPSUS24	080083258895	2 point Y-hanger suspension kit includes aircraft cable, carabiner, ceiling connection, SO cord, cord connectors and round 4" J-box cover plate

Mounting height from ceiling

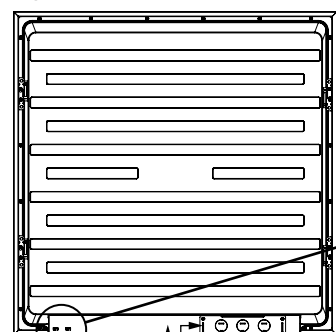
Min. = 7-1/4" [184mm]

Max. = 27" [286mm]



CGTS Driver Enclosure / Junction Box


Top View (2' x 2')



Driver Enclosure
Overall height=1-3/4" (3) 7/8" KOs on top
(1) 7/8" KO on end



Lumen/
Color Select
Switches



Default setting
Medium/4000K

CGTS Product Specifications

Construction

- Die-formed steel back plate is post-painted to ensure durability
- Housing is constructed absent of holes
- Aluminum door frame weld and ground, for a seamless appearance

Mounting

- Integral grid clips secure fixture to the ceiling structure
- Junction box constructed of code gauge galvanized steel with access plate
- Multiple 7/8" KO's provided, suitable for up to 12AWG wiring
- Surface and suspension kits available for use in grid or hard surfaces
- Factory installed flexible cable with dimming leads available

Controls

- Standard UNV 120 - 277V driver with 0-10V dimming, 10% standard
- Can be used with tile mounted sensor or other remote mount controls
- Selectable driver for three color temperature choices and three lumen package choices

Electrical

- CGTS projected lumen maintenance based on TM21 testing standards is >L82@60,000 hours
- Driver rated for FCC part 15 Class B for use in residential or commercial applications
- LEDs are 80 CRI (minimum) and switch to 3500K, 4000K, or 5000K.
- Emergency battery pack options available in 7W and 14W

Optical Shielding

- Acrylic micro-optics enable uniform distribution of LEDs for uniform lens illumination
- Smooth, frosted lens delivers uniform illumination across the entire lens
- Durable lens with surface texture to minimize scratch and impact damage

Certifications

- cULus listed for 25C ambient environments, indoor applications
- IC rated for direct insulation contact
- UL damp location listed
- IESNA LM-79 and LM-80 standards compliant
- Qualifies as State of California Title 24 high efficiency luminaire
- FCC part 15 class B (residential) compliant
- DesignLights Consortium® Qualified and classified for DLC standard. Refer to the DLC Qualified Products list at www.designlights.org/QPL to confirm which versions are qualified
- Meets IP5X rating from the room side with no modification needed
- Fixture is rated for NSF/ANSI standard 2 - Light fixture for Splash Zone and Non-Food Zone

Warranty

- Five year standard warranty
- Extended ten year warranty available

CGTS Photometric Data

[View IES files](#)
