



California Quality LED Lamps

Product Specifications



TCP's California Quality High CRI LED line offers exceptional color consistency and rendering while meeting all requirements for Title 24 JA8-2019-E.

Reasons to choose the California Quality LED Lamps from TCP

- Excellent color consistency and CRI enhance colors of focal point while maintaining uniformity throughout lighting installation
- Uses up to 80% less energy than halogen alternatives, providing instant energy savings
- Long lasting - minimizing replacement and maintenance costs
- Smooth, uniform dimming
- PAR style lamps can be used in wet locations
- Shatter resistant - lowering the risk of injury and breakage
- Meets California Title 24 JA8-2019-E

Ideal Applications

- Track and Display Lights
- Sconces
- General Lighting
- Table and Floor Lamps
- Ceiling Fixture and Sconces
- Recessed Downlights
- Protected Outdoor Fixtures

Specifications:

Voltage 120V
 Input Line Frequency..... 50/60Hz
 Lamp Life (Rated) 15,000 / 25,000 / 35,000 hours
 Minimum Starting Temp -22°C/-8°F
 Maximum Operating Temp..... 45°C/113°F
 CRI..... ≥ 90

Beam Angle Omnidirectional, 360°, 110°, 40°, 25°
 Base E12, E26, GU5.3, GU10, GU24
 Warranty..... 3 Years (Filaments)
 5 Years (A/BR/R20/MR16/PAR/Downlights)
 Suitable for use in totally enclosed fixtures



Specifications:

A Lamps



6W A19

10W GU24 A19

10W A19

13W A19

17W A21

17.5W GU24 A21

17/10/6 W A21 3 Way

BR Lamps



8W BR30

16W BR30

13.5W BR40

R20 Lamp



7W R20

MR16 Lamps



7W GU10 MR16

6.5W GU5.3 MR16

PAR Lamps



13W PAR38

10W PAR30

10W PAR30SN

7W PAR20

7W PAR16

Downlights



4" Downlights

5" & 6" Downlights

Filaments



9W A19

4.5W B11

4.5W G16

4.5W G25

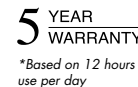
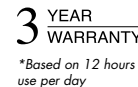
5W T10

4.2W ST19



California Quality LED Lamps

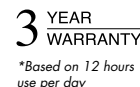
ITEM #	DESCRIPTION	WATTS	REPLACEMENT WATTS	LUMENS	BEAM ANGLE	CCT	HOURS	CRI	MOL (inches)	DIA (inches)	TITLE 20	JAB	ENERGY STAR	BASE	CASE QTY
A Lamps – Dimmable • 25,000 Hours															
L40A19D2527KCQ	A19 40W 27K DIM CQ	6	40	475	OMNI	2700K	25,000	90	4.0	2.2	Y	Y	Y	E26	12
L40A19D2530KCQ	A19 40W 30K DIM CQ	6	40	475	OMNI	3000K	25,000	90	4.0	2.2	Y	Y	Y	E26	12
L40A19D2535KCQ	A19 40W 35K DIM CQ	6	40	475	OMNI	3500K	25,000	90	4.0	2.2	Y	Y	Y	E26	12
L40A19D2541KCQ	A19 40W 41K DIM CQ	6	N/A	525	OMNI	4100K	25,000	90	4.0	2.2	Y	N/A	Y	E26	12
L40A19D2550KCQ	A19 40W 50K DIM CQ	6	N/A	525	OMNI	5000K	25,000	90	4.0	2.2	Y	N/A	Y	E26	12
L11A19GUD2527KCQ	LED 10W A19 GU24 DIM 27K CQ	10	60	800	OMNI	2700K	25,000	90	4.8	2.4	Y	N	N	GU24	12
L11A19GUD2530KCQ	LED 10W A19 GU24 DIM 30K CQ	10	60	850	OMNI	3000K	25,000	90	4.8	2.4	Y	N	N	GU24	12
L11A19GUD2535KCQ	LED 10W A19 GU24 DIM 35K CQ	10	60	850	OMNI	3500K	25,000	90	4.8	2.4	Y	N	N	GU24	12
L11A19GUD2541KCQ	LED 10W A19 GU24 DIM 41K CQ	10	60	850	OMNI	4100K	25,000	90	4.8	2.4	Y	N	N	GU24	12
L60A19D2527KCQ	A19 60W 27K DIM CQ	10	60	800	OMNI	2700K	25,000	90	4.3	2.4	Y	Y	Y	E26	12
L60A19D2530KCQ	A19 60W 30K DIM CQ	10	60	800	OMNI	3000K	25,000	90	4.3	2.4	Y	Y	Y	E26	12
L60A19D2535KCQ	A19 60W 35K DIM CQ	10	60	800	OMNI	3500K	25,000	90	4.3	2.4	Y	Y	Y	E26	12
L60A19D2541KCQ	A19 60W 41K DIM CQ	10	N/A	800	OMNI	4100K	25,000	90	4.3	2.4	Y	N/A	Y	E26	12
L60A19D2550KCQ	A19 60W 50K DIM CQ	10	N/A	800	OMNI	5000K	25,000	90	4.3	2.4	Y	N/A	Y	E26	12
L75A19D2527KCQ	A19 75W 27K DIM CQ	13	75	1100	OMNI	2700K	25,000	90	4.4	2.5	Y	Y	Y	E26	12
L75A19D2530KCQ	A19 75W 30K DIM ECQ	13	75	1100	OMNI	3000K	25,000	90	4.4	2.5	Y	Y	Y	E26	12
L75A19D2535KCQ	A19 75W 35K DIM ECQ	13	75	1100	OMNI	3500K	25,000	90	4.4	2.5	Y	Y	Y	E26	12
L75A19D2541KCQ	A19 75W 41K DIM CQ	13	N/A	1100	OMNI	4100K	25,000	90	4.4	2.5	Y	N/A	Y	E26	12
L75A19D2550KCQ	A19 75W 50K DIM CQ	13	N/A	1100	OMNI	5000K	25,000	90	4.4	2.5	Y	N/A	Y	E26	12
L100A21GUD2527KCQ	A21 100W 27K GU24 DIM CQ	16.5	100	1600	OMNI	2700K	25,000	90	5.2	2.5	Y	Y	Y	GU24	12
L100A21GUD2530KCQ	A21 100W 30K GU24 DIM CQ	16.5	100	1600	OMNI	3000K	25,000	90	5.2	2.5	Y	Y	Y	GU24	12
L100A21GUD2535KCQ	A21 100W 35K GU24 DIM CQ	16.5	100	1600	OMNI	3500K	25,000	90	5.2	2.5	Y	Y	Y	GU24	12
L100A21GUD2541KCQ	A21 100W 41K GU24 DIM CQ	16.5	100	1600	OMNI	4100K	25,000	90	5.2	2.5	Y	Y	Y	GU24	12
L100A21D2527KCQ	A21 100W 27K DIM CQ	17	100	1600	OMNI	2700K	25,000	90	5.2	2.8	Y	Y	Y	E26	12
L100A21D2530KCQ	A21 100W 30K DIM CQ	17	100	1625	OMNI	3000K	25,000	90	5.2	2.8	Y	Y	Y	E26	12
L100A21D2535KCQ	A21 100W 35K DIM CQ	17	100	1625	OMNI	3500K	25,000	90	5.2	2.8	Y	Y	Y	E26	12
L100A21D2541KCQ	A21 100W 41K DIM CQ	17	N/A	1675	OMNI	4100K	25,000	90	5.2	2.8	Y	N/A	Y	E26	12
L100A21D2550KCQ	A21 100W 50K DIM CQ	17	N/A	1675	OMNI	5000K	25,000	90	5.2	2.8	Y	N/A	Y	E26	12
L100A213W2527KCQ	A21 3 WAY 100/60/40W 27K CQ	17/10/6	100/60/40	1650/800/450	OMNI	2700K	25,000	90	5.2	2.8	Y	N/A	Y	E26	12
L100A213W2530KCQ	A21 3 WAY 100/60/40W 30K CQ	17/10/6	100/60/40	1650/800/450	OMNI	3000K	25,000	90	5.2	2.8	Y	N/A	Y	E26	12
L100A213W2541KCQ	A21 3 WAY 100/60/40W 41K CQ	17/10/6	N/A	1700/800/450	OMNI	4100K	25,000	90	5.2	2.8	Y	N/A	Y	E26	12
L100A213W2550KCQ	A21 3 WAY 100/60/40W 50K CQ	17/10/6	N/A	1700/800/450	OMNI	5000K	25,000	90	5.2	2.8	Y	N/A	Y	E26	12
BR Lamps – Dimmable • 25,000 Hours															
L65BR30D2527KCQ	BR30 65W 27K DIM CQ	8	65	650	110°	2700K	25,000	90	5.4	3.8	Y	Y	Y	E26	12
L65BR30D2530KCQ	BR30 65W 30K DIM CQ	8	65	650	110°	3000K	25,000	90	5.4	3.8	Y	Y	Y	E26	12
L65BR30D2541KCQ	BR30 65W 41K DIM CQ	8	N/A	650	110°	4100K	25,000	90	5.4	3.8	Y	N/A	Y	E26	12
L65BR30D2550KCQ	BR30 65W 50K DIM CQ	8	N/A	700	110°	5000K	25,000	90	5.4	3.8	Y	N/A	Y	E26	12
L100BR30D2527KCQ	BR30 100W 27K DIM CQ	16	100	1500	110°	2700K	25,000	90	5.4	3.8	Y	Y	Y	E26	12
L100BR30D2530KCQ	BR30 100W 30K DIM CQ	16	100	1550	110°	3000K	25,000	90	5.4	3.8	Y	Y	Y	E26	12
L100BR30D2541KCQ	BR30 100W 41K DIM CQ	16	N/A	1600	110°	4100K	25,000	90	5.4	3.8	Y	N/A	Y	E26	12
L100BR30D2550KCQ	BR30 100W 50K DIM CQ	16	N/A	1600	110°	5000K	25,000	90	5.4	3.8	Y	N/A	Y	E26	12
L85BR40D2527KCQ	BR40 85W 27K DIM CQ	13.5	85	1065	110°	2700K	25,000	90	6.1	5.0	Y	Y	Y	E26	12
L85BR40D2530KCQ	BR40 85W 30K DIM CQ	13.5	85	1065	110°	3000K	25,000	90	6.1	5.0	Y	Y	Y	E26	12
L85BR40D2541KCQ	BR40 85W 41K DIM CQ	13.5	N/A	1065	110°	4100K	25,000	90	6.1	5.0	Y	N/A	Y	E26	12
L85BR40D2550KCQ	BR40 85W 50K DIM CQ	13.5	N/A	1065	110°	5000K	25,000	90	6.1	5.0	Y	N/A	Y	E26	12
R20 Lamps – Dimmable • 25,000 Hours															
L50R20D2527KCQ	R20 50W 27K DIM CQ	7	50	525	110°	2700K	25,000	90	3.8	2.5	Y	Y	Y	E26	12
L50R20D2530KCQ	R20 50W 30K DIM CQ	7	50	525	110°	3000K	25,000	90	3.8	2.5	Y	Y	Y	E26	12





California Quality LED Lamps

ITEM #	DESCRIPTION	WATTS	REPLACEMENT WATTS	LUMENS	BEAM ANGLE	COLOR	HOURS	CRI	MOL (inches)	DIA (inches)	TITLE 20	JA8	ENERGY STAR	BASE	CASE QTY
MR16 Lamps – Dimmable • 25,000 Hours															
L50MR16GUD2527KFLCQ	MR16 50W 27K GU10 DIM 40° CQ	7	50	500	40°	2700K	25,000	90	2.3	2.0	Y	N	N	GU10	12
L50MR16GUD2530KFLCQ	MR16 50W 30K GU10 DIM 40° CQ	7	50	500	40°	3000K	25,000	90	2.3	2.0	Y	N	N	GU10	12
L50MR16D2527KFLCQ	MR16 50W 27K GU5.3 DIM 40° 12V	6.5	50	430	40°	2700K	25,000	90	2.0	2.0	Y	Y	Y	GU5.3	12
L50MR16D2530KFLCQ	MR16 50W 30K GU5.3 DIM 40° 12V	6.5	50	470	40°	3000K	25,000	90	2.0	2.0	Y	Y	Y	GU5.3	12
PAR Lamps – Dimmable • 25,000 Hours															
L90P38D2530KFLCQ	PAR38 90W 27K DIM 40° CQ	13	90	950	40°	2700K	25,000	90	5.3	4.8	Y	Y	Y	E26	12
L90P38D2530KNFLCQ	PAR38 90W 30K DIM 40° CQ	13	90	1000	40°	3000K	25,000	90	5.3	4.8	Y	Y	Y	E26	12
L90P38D2527KNFLCQ	PAR38 90W 27K DIM 25° CQ	13	90	950	25°	2700K	25,000	90	5.3	4.8	Y	Y	Y	E26	12
L90P38D2530KNFLCQ	PAR38 90W 30K DIM 25° CQ	13	90	1000	25°	3000K	25,000	90	5.3	4.8	Y	Y	Y	E26	12
L75P30D2527KNFLCQ	P30 75W 27K DIM 25° CQ	10	75	750	25°	2700K	25,000	90	4.6	3.8	Y	Y	Y	E26	12
L75P30D2530KNFLCQ	P30 75W 30K DIM 25° CQ	10	75	750	25°	3000K	25,000	90	4.6	3.8	Y	Y	Y	E26	12
L75P30D2535KNFLCQ	P30 75W 35K DIM 25° CQ	10	75	750	25°	3500K	25,000	90	4.6	3.8	Y	Y	Y	E26	12
L75P30D2527KFLCQ	P30 75W 27K DIM 40° CQ	10	75	750	40°	2700K	25,000	90	4.6	3.8	Y	Y	Y	E26	12
L75P30D2530KFLCQ	P30 75W 30K DIM 40° CQ	10	75	750	40°	3000K	25,000	90	4.6	3.8	Y	Y	Y	E26	12
L75P30D2535KFLCQ	P30 75W 35K DIM 40° CQ	10	75	750	40°	3500K	25,000	90	4.6	3.8	Y	Y	Y	E26	12
L75P30SD2527KNFLCQ	P30 75W SN 27K DIM 25° CQ	9.5	75	750	25°	2700K	25,000	90	3.8	3.6	Y	Y	Y	E26	12
L75P30SD2530KNFLCQ	P30 75W SN 30K DIM 25° CQ	9.5	75	750	25°	3000K	25,000	90	3.8	3.6	Y	Y	Y	E26	12
L75P30SD2527KFLCQ	P30 75W SN 27K DIM 40° CQ	9.5	75	750	40°	2700K	25,000	90	3.8	3.6	Y	Y	Y	E26	12
L75P30SD2530KFLCQ	P30 75W SN 30K DIM 40° CQ	9.5	75	750	40°	3000K	25,000	90	3.8	3.6	Y	Y	Y	E26	12
L50P20D2527KNFLCQ	P20 50W 27K DIM 25° CQ	7	50	550	25°	2700K	25,000	90	3.5	2.5	Y	Y	Y	E26	12
L50P20D2530KNFLCQ	P20 50W 30K DIM 25° CQ	7	50	550	25°	3000K	25,000	90	3.5	2.5	Y	Y	Y	E26	12
L50P20D2527KFLCQ	P20 50W 27K DIM 40° CQ	7	50	600	40°	2700K	25,000	90	3.5	2.5	Y	Y	Y	E26	12
L50P20D2530KFLCQ	P20 50W 30K DIM 40° CQ	7	50	600	40°	3000K	25,000	90	3.5	2.5	Y	Y	Y	E26	12
L50P16D2527KFLCQ	P16 50W 27K DIM 40° CQ	7	50	500	40°	2700K	25,000	90	3.5	2.0	Y	Y	Y	E26	12
L50P16D2530KFLCQ	P16 50W 30K DIM 40° CQ	7	50	500	40°	3000K	25,000	90	3.5	2.0	Y	Y	Y	E26	12
Downlights – Dimmable • 35,000 Hours															
L75DR4D3527KCCQ	Downlight 4" 27K DIM CQ	9.5	75	750	110°	2700K	35,000	90	3.0	5.0	Y	Y	Y	E26	12
L75DR4D3530KCCQ	Downlight 4" 30K DIM CQ	9.5	75	750	110°	3000K	35,000	90	3.0	5.0	Y	Y	Y	E26	12
L75DR4D3541KCCQ	Downlight 4" 41K DIM CQ	9.5	N/A	750	110°	4100K	35,000	90	3.0	5.0	Y	N/A	Y	E26	12
Downlights – Dimmable • 35,000 Hours • PHASING OUT •															
L85DR56D3541KCCQ	Downlight 5/6" 41K DIM CQ	10.5	N/A	850	110°	4100K	35,000	90	3.0	7.5	Y	N/A	Y	E26	6
Filament Lamps – Dimmable • 15,000 Hours															
LFF60A19D1527KCCQ	LED 9W GLASS A19 DIM 27K CQ	9	60	810	OMNI	2700K	15,000	90	4.3	2.4	Y	N	Y	E26	12
LFF60A19D1530KCCQ	LED 9W GLASS A19 DIM 30K CQ	9	60	810	OMNI	3000K	15,000	90	4.3	2.4	Y	N	Y	E26	12
FB11D4027ECCQ	LED FIL 4.5W B11 CL E12 27K CQ	4.5	40	350	360°	2700K	15,000	90	3.8	1.4	Y	N	N	E12	12
FG16D4027EFCQ	LED FIL 4.5W G16 FR E12 27K CQ	4.5	40	360	360°	2700K	15,000	90	3.4	2.0	Y	N	Y	E12	12
FG16D4027ECCQ	LED FIL 4.5W G16 CL E12 27K CQ	4.5	40	360	360°	2700K	15,000	90	3.4	2.0	Y	N	N	E12	12
FG25D4027FCQ	LED FIL 4.5W G25 FR E26 27K CQ	4.5	40	350	360°	2700K	15,000	90	4.5	3.2	Y	N	Y	E26	12
FG25D4027CCQ	LED FIL 4.5W G25 CL E26 27K CQ	4.5	40	350	360°	2700K	15,000	90	4.5	3.2	Y	N	Y	E26	12
FT1005D4027CCQ	LED FIL 5W T10 CL E26 27K CQ	5	40	450	360°	2700K	15,000	90	5.3	1.2	Y	N	N	E26	12
FST19D4027CCQ	LED FIL 4.2W ST19 CL E26 27K CQ	4.2	40	340	360°	2700K	15,000	90	5.4	2.5	Y	N	Y	E26	12



TECHNOLOGY CAST IN A BEAUTIFUL LIGHT

For over 20 years, TCP has been designing, developing and delivering energy-efficient lighting into the market. Thanks to our cutting-edge technology and manufacturing expertise, we have shipped billions of high quality lighting products. With TCP, you can count on a lighting product that is designed to meet the needs of the market - that transforms your surroundings and envelopes you in warmth - lighting that generates beauty with every flip of the switch.

Sales:

Date:

Model:

Project:

Rep:

Catalog Number:

Type:

Notes:



For more information on the quality and care TCP can deliver, call us at **800.324.1496** or visit tcp.com

325 Campus Dr. | Aurora, Ohio 44202 | P: 800.324.1496 | F: 877.487.0516