

## DESCRIPTION

Reduce energy and maintenance costs by replacing 150W metal halide bulbs with these more efficient 50W low bay LED retrofit lamps with adjustable panels.

## FEATURES

- 3 adjustable panels can be angled from 0° to 90°; illuminates an area of at least 270° when fully open and 360° when all panels are folded
- Delivers 120 LPW for highly efficient performance
- Medium E26 base
- Black finish

## LISTINGS

- UL rated for damp locations
- FCC Part 15
- RoHS

## PERFORMANCE

- CRI: 80
- CCT: 5000K
- LED L70 Life Hours: ≥100,000 hours

## THERMAL

- -40°F to 104°F (-40°C to 40°C) operating temperature

## ELECTRICAL

- THD: <20%
- Power Factor: 0.9
- Input Voltage: 120-277V

## WARRANTY

- 3 year limited warranty; see [pltsolutions.com](http://pltsolutions.com) for warranty details

project name	type
catalog number	
comments	voltage
approved by	date



## APPLICATIONS

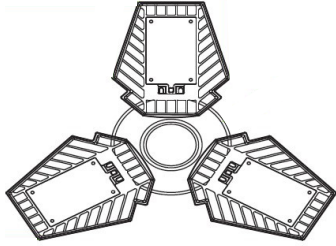
- Garages
- Workshops
- Warehouses

PERFORMANCE	Power Consumption	50 Watt
	Lumens	6000
	Efficacy (LPW)	120
	CRI	80
	CCT	5000K
	LED L70 Life Hours	≥100,000
ELECTRICAL	Power Factor	0.9
	THD	<20%
	Input Voltage	120-277V
CONSTRUCTION	Operating Temperature	-40°F to 104°F (-40°C to 40°C)
	Base	E26
LISTINGS	Certifications	UL Listed; FCC
	Material Usage	RoHS – No mercury or lead
	Environment	Damp Location Rated

# PERFORMANCE SUMMARY

Item #	Watts	Lumens	LPW	Voltage	Replaces	CCT	CRI	Beam	LED L70 Life Hours
PLTS-12176	50	6000	120	120-277V	MH150	5000K	80	270°-360°	≥100,000

## DIMENSIONS

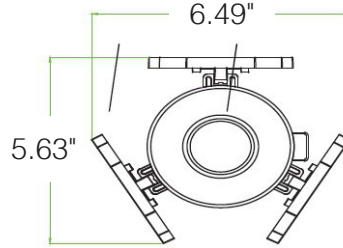
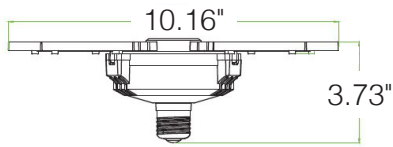


### DIMENSIONS

Panels Fully Extended

Height: 3.73"

Width: 10.16"



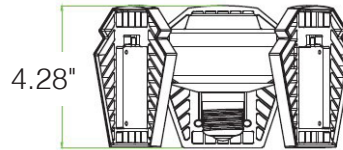
### DIMENSIONS

Panels Closed

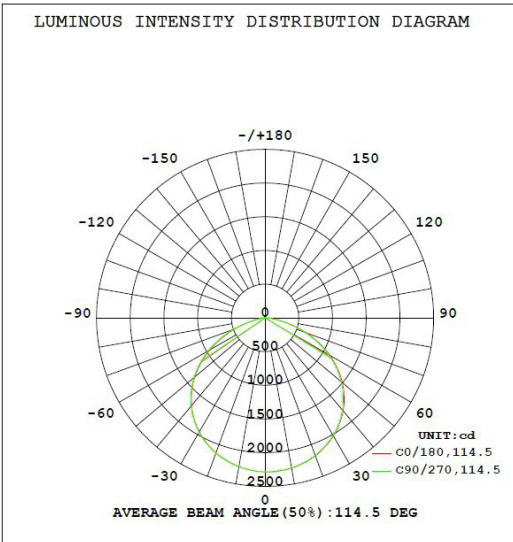
Height: 4.28"

Width: 6.49" x 5.63"

Weight: 1.06 lbs



## PHOTOMETRICS



## WARNINGS

- Not for use with dimmers.
- Not rated for use in enclosed fixtures.