

DESCRIPTION

Eliminate ballast maintenance costs and compatibility issues by retrofitting existing fluorescent fixtures with these hybrid color selectable LED T8 tubes.

FEATURES

- Frosted glass lens reduces visual glare
- Suitable for use in enclosed fixtures
- Instantaneous full light output upon power-up
- No rewiring or modifications of any kind required for plug-and-play (Type A) operation; must be used with a compatible ballast, see ballast compatibility sheet for full list of compatible ballasts
- Can operate directly off of line voltage for ballast bypass (Type B) operation; ballast must be removed and fixture rewired for double-ended operation during installation; see installation instructions for more information
- Solid state replacement for 4 ft. F32T8 tubes
- Delivers 133 Lumens per Watt for highly efficient performance depending on color temperature selected; see Selectable Table for full breakdown
- Operates on most electronic T8 (instant & programmed rapid start) ballasts, select dimming ballasts, and AC emergency ballasts as listed in compatibility list. See ballast compatibility sheet for full list of compatible ballasts.
- Color temperature can be adjusted using the slider switch on the end of the tube; see installation instructions for more information

LISTINGS

- UL Listed for damp locations
- RoHS
- FCC Part 15 Class B
- DesignLights Consortium® 5.1 Standard - meets the requirements for the highest DLC qualification for efficacy and lumen maintenance

WARRANTY

- 5-year limited warranty; see pltsolutions.com for warranty details

project name	type
catalog number	
comments	voltage
approved by	date



APPLICATIONS

- Office Lighting
- High Bays
- Industrial Strips
- Warehouses
- Stairwells
- Cold Storage

PERFORMANCE	Power Consumption*	15, 16.5, 18 Watt
	CRI	83
	Beam	320°
	CCT*	3500K, 4000K, 5000K
	LED L70 Life Hours	>54,000
ELECTRICAL	Power Factor	0.9
	THD	<20%
	Input Voltage	120-277V
CONSTRUCTION	Operating Temperature	-4°F to 113°F (-20°C to 45°C)
	Base	Medium Bi-Pin
	Lens	Frosted
LISTINGS	Certifications	UL Listed; FCC
	Material Usage	RoHS - No mercury or lead
	Environment	Suitable for Damp Locations

* See Selectable Table for full breakdown

PERFORMANCE SUMMARY

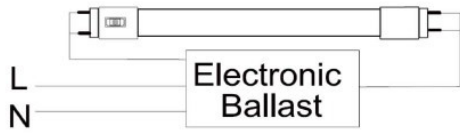
Item #	Length	Watts*	CCT*	CRI	Beam	Envelope	LED L70 Life Hours	DLC #	DLC Level
PLT-60023	4'	15/ 16.5	3500K/ 4000K/ 5000K	83	320°	Glass	>54,000	PLTP3237	5.1 Standard
PLT-60024	4'	18	3500K/ 4000K/ 5000K	83	350°	Glass	>54,000	PLTP3337	5.1 Standard

* See Selectable Table for full breakdown

SELECTABLE TABLE

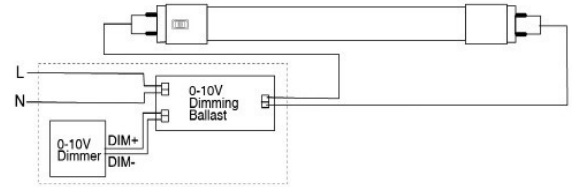
SKU	Wattage	Installation	CCT	Lumen	Efficacy
PLT-60023	15	Type B	3500K	1950	130
			4000K	2000	133
			5000K	2000	133
	16.5	Type A	3500K	1950	118
			4000K	2000	121
			5000K	2000	121
PLT-60024	18	Type A or Type B	3500K	2200	122
			4000K	2300	128
			5000K	2250	125

TYPE A NON-DIMMING

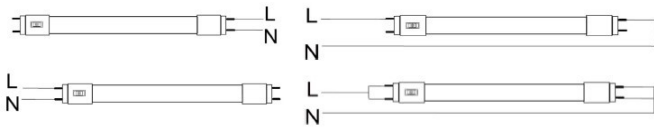


TYPE A DIMMING

0-10V continuous dimming by selected Dimming made. Please refer to the wiring diagram made. 'Dimmable via an external accessory' in definition of DL V5.1.

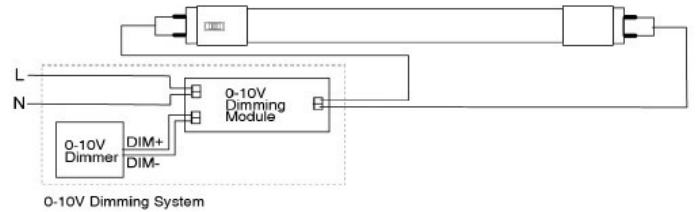


TYPE B NON-DIMMING



TYPE B DIMMING

0-10V continuous dimming by selected Dimming made. Please refer to the wiring diagram below. 'Dimmable via an external accessory' in definition of DL V5.1.



DIMENSIONS

DIMENSIONS

Length – 47.7”
Diameter – 1”

