

DESCRIPTION

Create beautiful direct and indirect lighting in a space by installing these sophisticated color selectable architectural Versa LED linear fixtures. The indirect light produced by this high-quality commercial fixture reduces eye strain and fatigue to establish a more comfortable environment. Rooms with enough indirect light avoid the cave effect that occurs when bulbs or fixtures direct light downward without reflecting enough light upward toward the ceiling.

FEATURES

- Efficiently replaces up to a 4 lamp fluorescent fixture
- Light output will vary depending on the wattage, color temperature, and light distribution selected, see Selectable Table for full breakdown
- Direct and indirect lighting that can be adjusted 10%, 30%, 50%, 70%, 90%, or 100% using dip switches on the driver, see Light Distribution section for full list of combinations
- Adjustable indirect lighting helps reduce cave effect
- Comes with 5-foot power cord and 2 each 5-foot aircraft cables; additional power cords available, see Fixture Accessories section for more information
- Individually set the color temperature for direct and indirect lighting using dip switches located on the driver; see installation instructions for more details
- Can connect multiple fixtures end-to-end using joiner (PLT-90304, sold separately); run length depends on the voltage being supplied to the fixtures, see End-to-End Connection Run Length for more information
- Dimmable with 0-10V dimmers; see Compatible Dimmers section for full list of compatible dimmers
- Fixture wattage is adjusted via dip switches on the driver; see installation instructions for more details

LISTINGS

- UL rated for damp locations

PERFORMANCE

- CRI: 80
- CCT: 3000K, 3500K, and 4000K
- LED L70 Life Hours: 55,000 hours

THERMAL

- -4°F to 104°F (-20°C to 40°C) operating temperature


ELECTRICAL

- THD: <20%
- Power Factor: >0.9
- Input Voltage: 120-277V
- Dimmable power supply (0-10V)
- Surge Protection: 1000V

INSTALLATION

- Designed for suspension with included 5-foot aircraft cables and canopies; see installation instructions for more details

project name	type
catalog number	
comments	voltage
approved by	date



WARRANTY

- 5 year limited warranty; see pltsolutions.com for warranty details

APPLICATIONS

- Offices
- Classrooms
- Retail Spaces
- Hotels
- Lobbies
- Restaurants

CONSTRUCTION

- Aluminum housing with white or black finish
- PMMA lens protects LEDs while evenly distributing light

PERFORMANCE SUMMARY

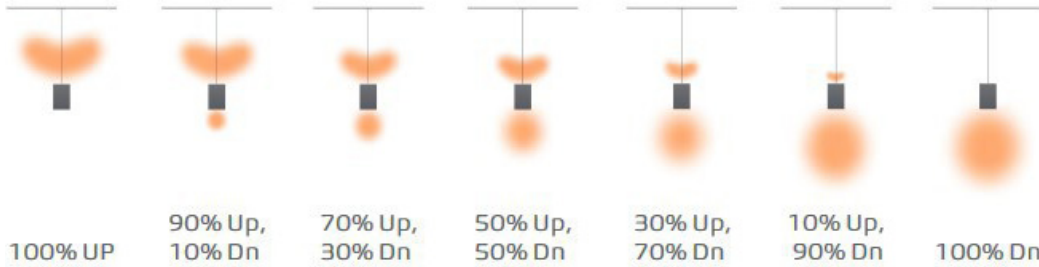
Item #	Watts*	CCT*	Max Lumen Output**	CRI	Dimming	Voltage	Replaces	Finish	Length
PLT-90281	10/ 15/ 20	3000K/ 3500K/ 4000K	2,369	80	0-10V	120-277V	1 Lamp Fluorescent	White	2'
PLT-90282	20/ 30/ 40	3000K/ 3500K/ 4000K	5,664	80	0-10V	120-277V	2 Lamp Fluorescent	White	4'
PLT-90283	40/ 60/ 80	3000K/ 3500K/ 4000K	11,328	80	0-10V	120-277V	3 to 4 Lamp Fluorescent	White	8'
PLT-90284	10/ 15/ 20	3000K/ 3500K/ 4000K	2,275	80	0-10V	120-277V	1 Lamp Fluorescent	Black	2'
PLT-90285	20/ 30/ 40	3000K/ 3500K/ 4000K	4,430	80	0-10V	120-277V	2 Lamp Fluorescent	Black	4'
PLT-90286	40/ 60/ 80	3000K/ 3500K/ 4000K	8,859	80	0-10V	120-277V	3 to 4 Lamp Fluorescent	Black	8'

* See Selectable Table for full breakdown

** Taken from highest wattage, 4000K, 100% uplight

LIGHT DISTRIBUTION

Light Distribution	LPW @ 3000K	LPW @ 3500K	LPW @ 4000K
100% up	108-135	113-141	113-141
90% up, 10% down	107-127	112-133	112-133
70% up, 30% down	102-122	106-127	107-127
50% up, 50% down	93-108	92-113	98-113
30% up, 70% down	90-101	90-106	91-106
10% up, 90% down	77-91	81-95	81-95
100% down	73-85	76-89	76-89



END-TO-END MAXIMUM CONNECTION RUN LENGTH

Length*	Voltage
40'	120VAC
80'	230VAC
100'	277VAC

*Requires joiner (PLT-90304, sold separately)

FIXTURE ACCESSORIES

SKU	Description
PLT-90302	12' Power Cord - Black
PLT-90303	12' Power Cord - White
PLT-90304	Line Joiner

COMPATIBLE DIMMERS

Brand	Model #
Lutron	DVLV
Leviton	IP-710-DL

SELECTABLE TABLE

Lumens shown based on 50% up, 50% down. Output will vary depending on the distribution.

SKU	Wattage	CCT	Lumens	Efficacy
PLT-90281	10	3000K	975	98
		3500K	1017	102
		4000K	1023	102
	15	3000K	1463	98
		3500K	1526	102
		4000K	1534	102
	20	3000K	1951	98
		3500K	2035	102
		4000K	2046	102
PLT-90282	20	3000K	2178	109
		3500K	2278	114
		4000K	2279	114
	30	3000K	3267	109
		3500K	3417	114
		4000K	3418	114
	40	3000K	4055	101
		3500K	4556	114
		4000K	4557	114
PLT-90283	40	3000K	4356	109
		3500K	4556	114
		4000K	4557	114
	60	3000K	6534	109
		3500K	6833	114
		4000K	6836	114
	80	3000K	8712	109
		3500K	9111	114
		4000K	9115	114
PLT-90284	10	3000K	936	94
		3500K	977	98
		4000K	982	98
	15	3000K	1404	93
		3500K	1465	98
		4000K	1473	98
	20	3000K	1873	94
		3500K	1953	98
		4000K	1964	98
PLT-90285	20	3000K	2291	114
		3500K	2374	118
		4000K	2413	120
	30	3000K	3254	108
		3500K	3390	113
		4000K	3426	114
	40	3000K	4217	105
		3500K	4430	110
		4000K	4426	110
PLT-90286	40	3000K	4581	114
		3500K	4581	118
		4000K	4827	120
	60	3000K	6507	108
		3500K	6780	113
		4000K	6852	114
	80	3000K	8435	105
		3500K	8859	110
		4000K	8852	110

DIMENSIONS

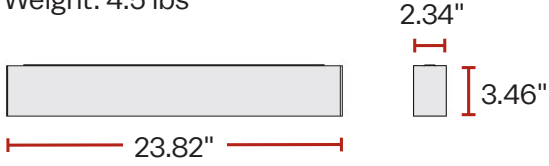
2' DIMENSIONS

Length: 23.82"

Height: 3.46"

Width: 2.34"

Weight: 4.5 lbs



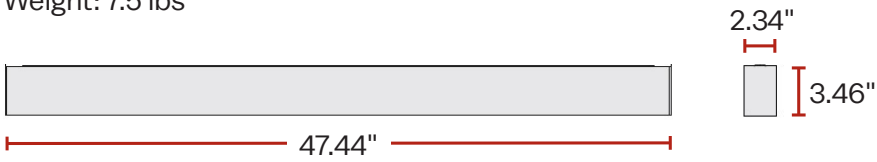
4' DIMENSIONS

Length: 47.44"

Height: 3.46"

Width: 2.34"

Weight: 7.5 lbs



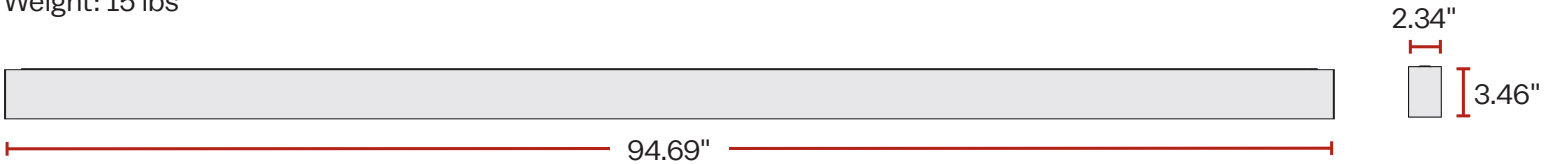
8' DIMENSIONS

Length: 94.69"

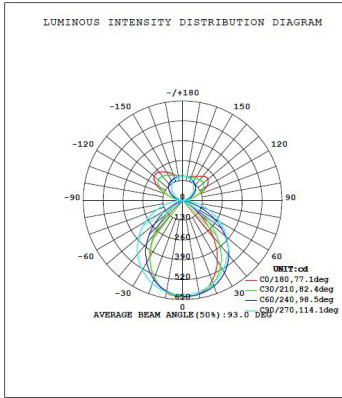
Height: 3.46"

Width: 2.34"

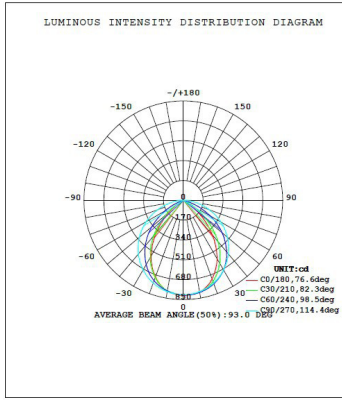
Weight: 15 lbs



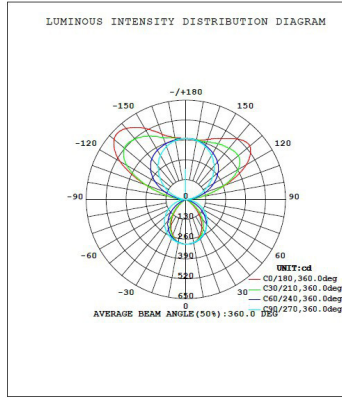
2' 30% INDIRECT / 70% DIRECT



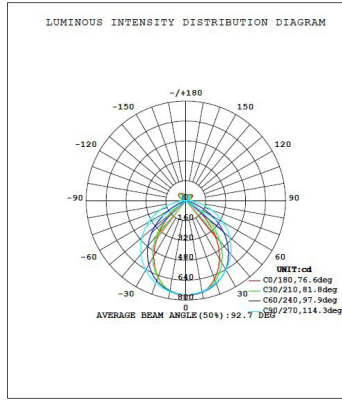
2' 100% DIRECT



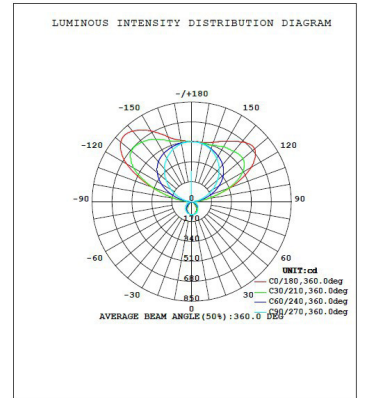
2' 70% INDIRECT / 30% DIRECT



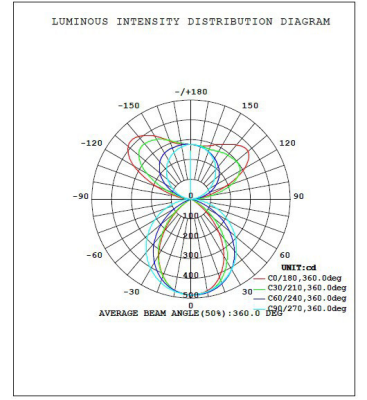
2' 10% INDIRECT / 90% DIRECT



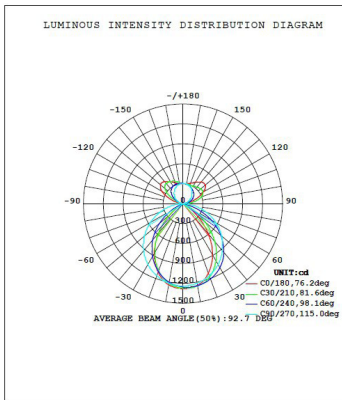
2' 90% INDIRECT / 10% DIRECT



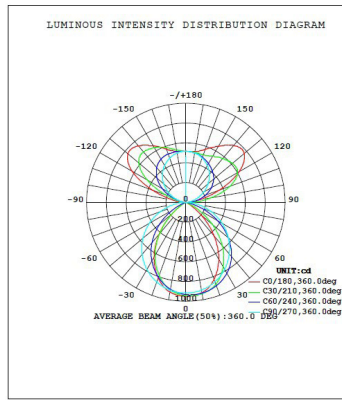
2' 50% INDIRECT / 50% DIRECT



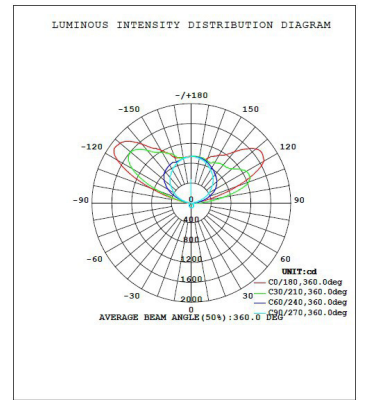
4' 30% INDIRECT / 70% DIRECT



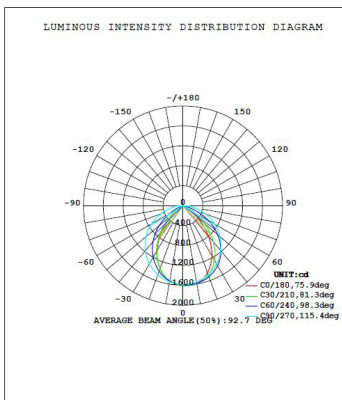
4' 50% INDIRECT / 50% DIRECT



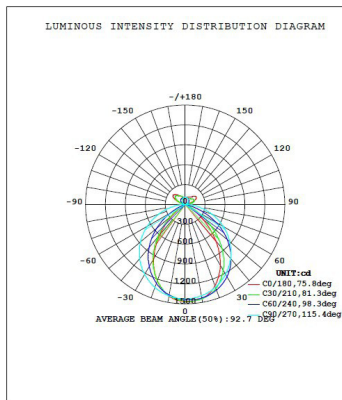
4' 90% INDIRECT / 10% DIRECT



4' 100% DIRECT



4' 10% INDIRECT / 90% DIRECT



4' 70% INDIRECT / 30% DIRECT

