



## DESCRIPTION

Eliminate ballast maintenance costs and compatibility issues by retrofitting existing fluorescent fixtures with these ballast bypass color selectable LED T8 tubes.

## FEATURES

- Frosted glass lens reduces visual glare
- Suitable for use in totally enclosed fixtures
- Instantaneous full light output upon power-up
- Operates directly off of line voltage, no ballast needed
- Solid state replacement for 2 ft. F17T8, 3 ft. F25T8, and 4 ft. F23T8 tubes
- Delivers 129 Lumens per Watt for highly efficient performance depending on color temperature selected; see Selectable Table for full breakdown
- Can be used with select emergency drivers; see Emergency Drivers section for full list of compatible products
- Ballast must be removed and fixture rewired for single or double-ended operation during installation; see installation instructions for more information
- Color temperature can be adjusted using the slider switch on the end of the tube; see installation instructions for more information

## LISTINGS

- UL Listed for damp locations
- RoHS
- FCC Part 15 Class B

## WARRANTY

- 5 year limited warranty; see [pltsolutions.com](http://pltsolutions.com) for warranty details

project name	type
catalog number	
comments	voltage
approved by	date



## APPLICATIONS

- Office Lighting
- High Bays
- Industrial Strips
- Warehouses
- Stairwells
- Cold Storage

PERFORMANCE	Power Consumption*	9, 12, 14, 17 Watt
	CRI	82
	Beam	210°
	CCT*	3000K, 3500K, 4000K, 5000K, 6500K
ELECTRICAL	LED L70 Life Hours	≥100,000
	Power Factor	0.9
	THD	20%
CONSTRUCTION	Input Voltage	120-277V
	Operating Temperature	-4°F to 113°F (-20°C to 45°C)
	Base	Medium Bi-Pin
LISTINGS	Lens	Frosted
	Certifications	UL Listed; FCC
	Material Usage	RoHS - No mercury or lead
	Environment	Suitable for Damp Locations

\* See Selectable Table for full breakdown

## PERFORMANCE SUMMARY

Item #	Length	Watts*	CCT*	CRI	Beam	Envelope	LED L70 Life Hours
PLT-50302	2'	9	3000K / 3500K / 4000K / 5000K / 6500K	82	210°	Glass	≥100,000
PLT-50303	3'	12	3000K / 3500K / 4000K / 5000K / 6500K	82	210°	Glass	≥100,000
PLT-50304	4'	14	3000K / 3500K / 4000K / 5000K / 6500K	82	210°	Glass	≥100,000
PLT-50305	4'	17	3000K / 3500K / 4000K / 5000K / 6500K	82	210°	Glass	≥100,000

\*See Selectable Table for full breakdown

## SELECTABLE TABLE

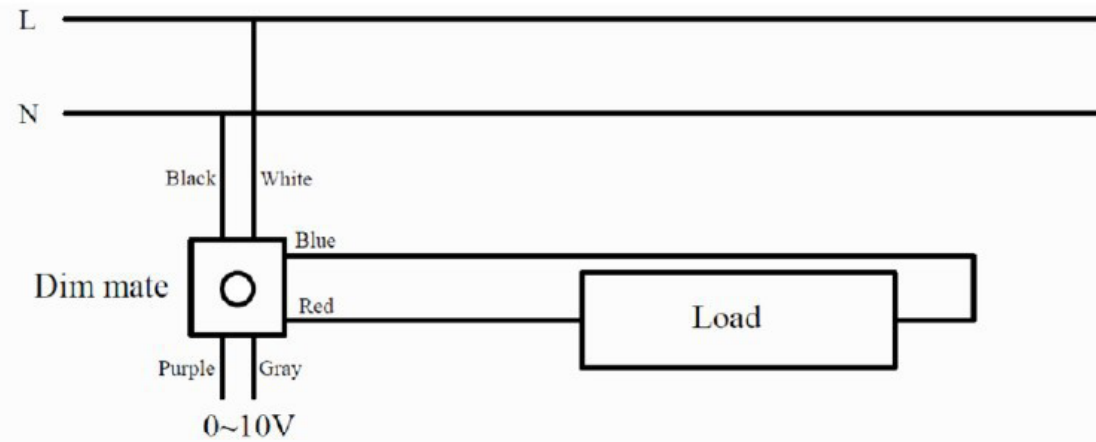
Wattage	CCT	Lumen	Efficacy
9	3000K	1100	122
	3500K	1100	122
	4000K	1150	128
	5000K	1150	128
	6500K	1150	128
12	3000K	1400	117
	3500K	1400	117
	4000K	1450	121
	5000K	1450	121
	6500K	1450	121
14	3000K	1700	121
	3500K	1700	121
	4000K	1800	129
	5000K	1800	129
	6500K	1800	129
17	3000K	2100	124
	3500K	2100	124
	4000K	2200	129
	5000K	2200	129
	6500K	2200	129

## EMERGENCY DRIVERS

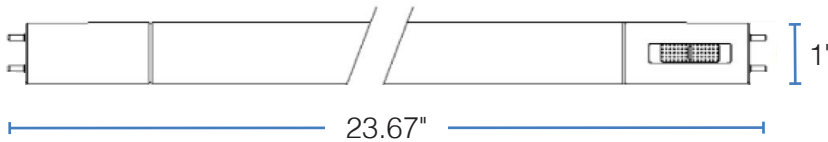
Item #	Description
PLTS-20116	5W Emergency Driver
PLTS-20117	10W Emergency Driver

## WIRING DIAGRAM

0-10V continuous dimming by selected Dimming Mate. Please refer to the wiring diagram below. 'Dimmable via an external accessory' in definition of DLC V5.1.



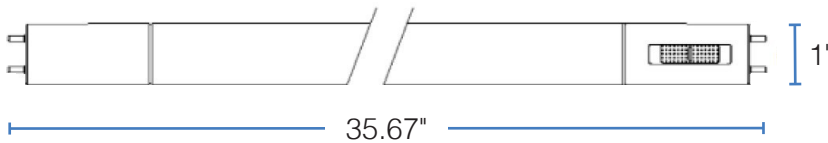
## DIMENSIONS



### 2' DIMENSIONS

Length: 23.67"

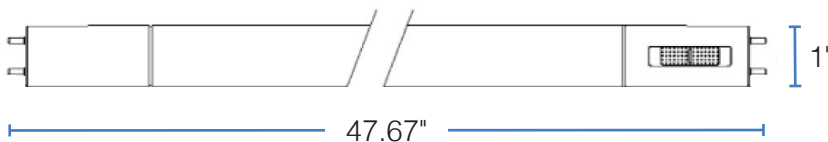
Diameter: 1"



### 3' DIMENSIONS

Length: 35.67"

Diameter: 1"



### 4' DIMENSIONS

Length: 47.67"

Diameter: 1"

## WARNINGS

- Not for use with ballasts.