

90+ LIGHTING CHANDELIER C12 4.5W



40W
REPLACEMENT

90+ CRI	4,5W Watts
 E26	120V Voltage
 DAMP LOCATION	 Dimmable

High quality of light and color rendering (90+ CRI, 50+ R9),
with low flicker, flicker <30%,
Smooth dimming. Dimming lower than 10%.

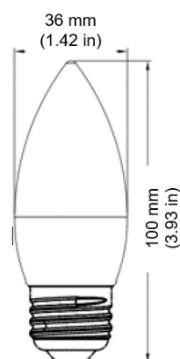


ELECTRICAL SPECIFICATIONS

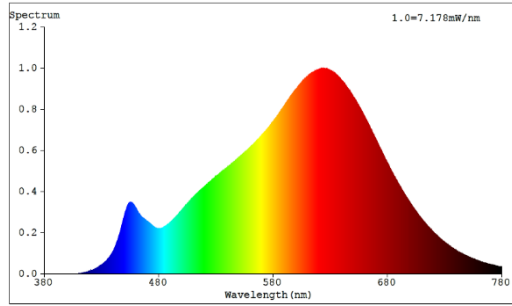
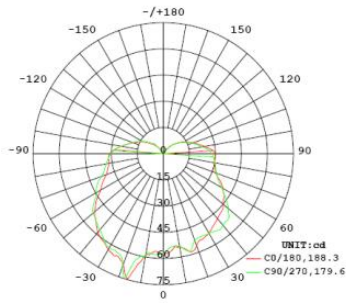
MODEL NO.	LUMEN	POWER	CCT	BEAM	CRI	PF	CBCP
SE-350.044	320LM	4.5W	2700K	180°	>90	>0.9	-
SE-350.152	320LM	4.5W	3000K	180°	>90	>0.9	-

MECHANICAL SPECIFICATIONS

MODEL NO.	MEASURES	WEIGHT	OPERATIONAL TEMPERATURE	INNER BOX QTY	MASTER CARTON QTY
SE-350.044	1.42in X 3.93in	1.16oz	-20°C - 40°C	12pcs	48pcs
SE-350.152	1.42in X 3.93in	1.16oz	-20°C - 40°C	12pcs	48pcs



90+ LIGHTING CHANDELIER C12 4.5W



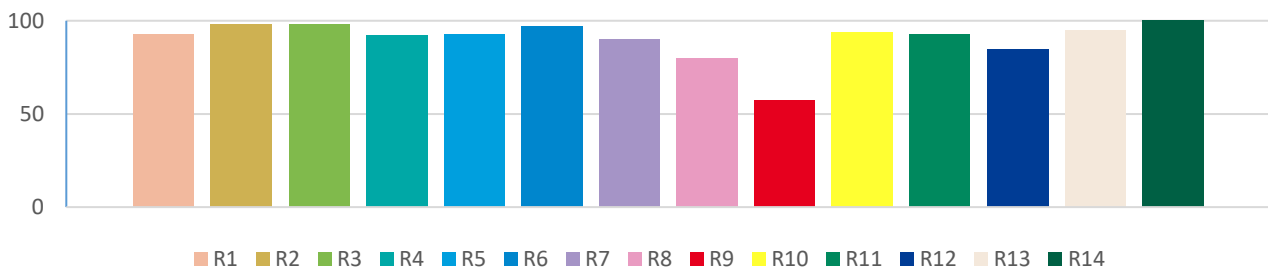
RA – CHART: >90

RA refers to the average value of R1 to R8.

R9 is the score that represents how accurately a light source will reproduce strong red colors. "Accurate" is defined as similarity to daylight or incandescent bulbs, depending on the color temperature.

R VALUES

R1=93	R2=98	R3=98	R4=92	R5=93	R6=97	R7=90
R8=80	R9=57	R10=94	R11=93	R12=85	R13=95	R14=100



TM30 GRAPHIC

TM-30 deals with the color rendition of object.

Rf- a fidelity index that is similar to the commonly used CRI

Rg- a gamut index that provides information about saturation

Color vector graphic- a graphical representation of hue and saturation relative to a reference source.

