



40W
REPLACEMENT

90+ CRI	5W Watts
 E12	120V Voltage
 DAMP LOCATION	 Dimmable

High quality of light and color rendering (90+ CRI, 50+ R9),
with low flicker, flicker <30%,
Smooth dimming. Dimming lower than 10%.

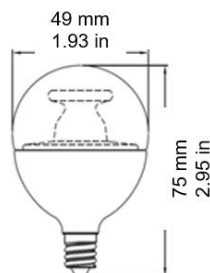


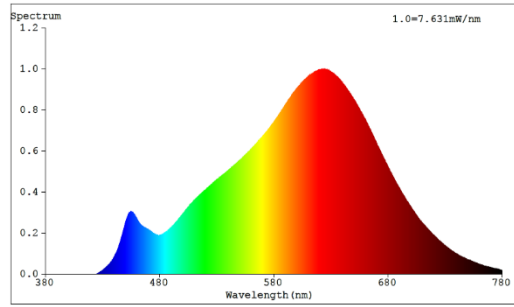
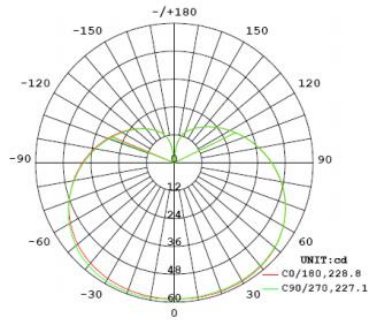
ELECTRICAL SPECIFICATIONS

MODEL NO.	LUMEN	POWER	CCT	BEAM	CRI	PF	CBCP
SE-350.033	350LM	5W	2700K	260°	>90	>0.9	-
SE-350.034	350LM	5W	3000K	260°	>90	>0.9	-

MECHANICAL SPECIFICATIONS

MODEL NO.	MEASURES	WEIGHT	OPERATIONAL TEMPERATURE	INNER BOX QTY	MASTER CARTON QTY
SE-350.033	1.93in X 2.95in	1.62oz	-20°C - 40°C	12pcs	48pcs
SE-350.034	1.93in X 2.95in	1.62oz	-20°C - 40°C	12pcs	48pcs





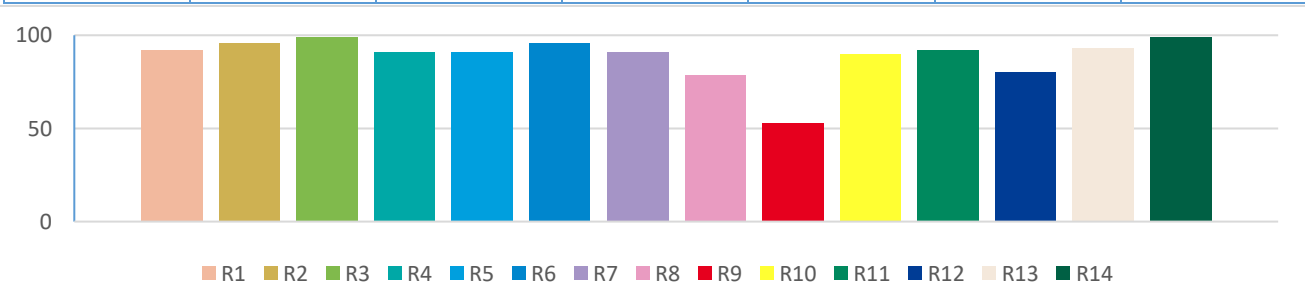
RA – CHART: >90

RA refers to the average value of R1 to R8.

R9 is the score that represents how accurately a light source will reproduce strong red colors. "Accurate" is defined as similarity to daylight or incandescent bulbs, depending on the color temperature.

R VALUES

R1=92	R2=96	R3=99	R4=91	R5=91	R6=96	R7=91
R8=79	R9=53	R10=90	R11=92	R12=80	R13=93	R14=99



TM30 GRAPHIC

TM-30 deals with the color rendition of object.

Rf- a fidelity index that is similar to the commonly used CRI

Rg- a gamut index that provides information about saturation

Color vector graphic- a graphical representation of hue and saturation relative to a reference source.

