



**75W**  
REPLACEMENT

- 90+**  
CRI
- 10W**  
Watts
- E26
- 120V**  
Voltage
- DAMP LOCATION
- Dimmable

High quality of light and color rendering (90+ CRI, 50+ R9),  
with low flicker, flicker <30%,  
Smooth dimming. Dimming lower than 10%.

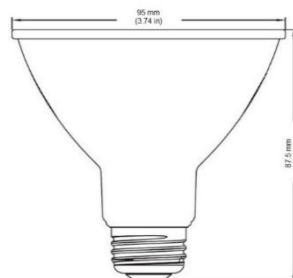


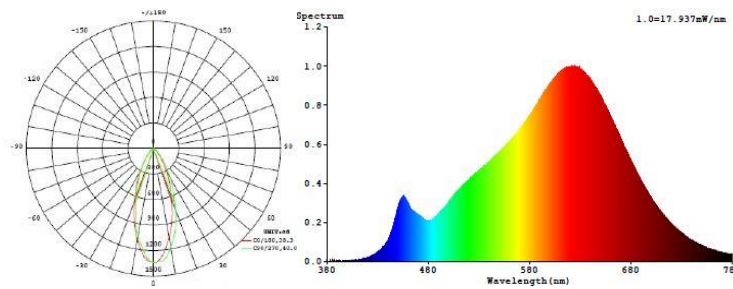
## ELECTRICAL SPECIFICATIONS

MODEL NO.	LUMEN	POWER	CCT	BEAM	CRI	PF	CBCP
SE-350.011	750LM	10W	2700K	40°	>90	>0.9	≥1315cd
SE-350.012	750LM	10W	3000K	40°	>90	>0.9	≥1315cd

## MECHANICAL SPECIFICATIONS

MODEL NO.	MEASURES	WEIGHT	OPERATIONAL TEMPERATURE	INNER BOX QTY	MASTER CARTON QTY
SE-350.011	3.74in X 3.45in	3.81oz	-20°C - 40°C	12pcs	48pcs
SE-350.012	3.74in X 3.45in	3.81oz	-20°C - 40°C	12pcs	48pcs





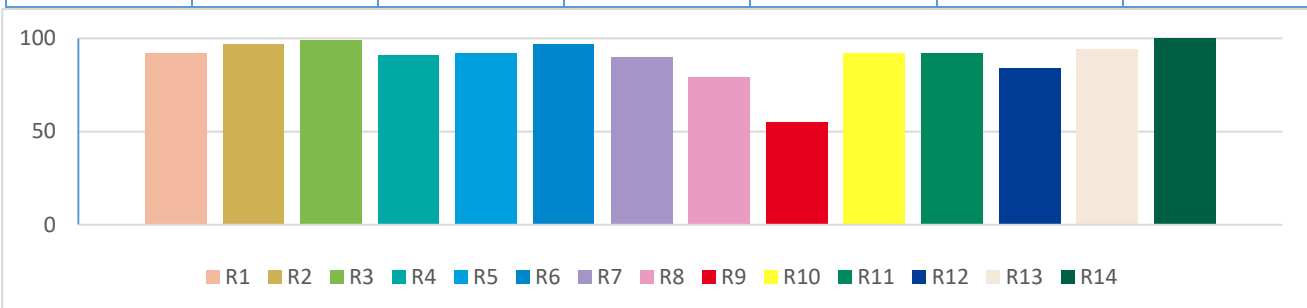
## RA – CHART: >90

RA refers to the average value of R1 to R8.

R9 is the score that represents how accurately a light source will reproduce strong red colors. "Accurate" is defined as similarity to daylight or incandescent bulbs, depending on the color temperature.

## R VALUES

R1=92	R2=97	R3=99	R4=91	R5=92	R6=97	R7=90
R8=79	R9=55	R10=92	R11=92	R12=84	R13=94	R14=100



## TM30 GRAPHIC

TM-30 deals with the color rendition of object.

Rf- a fidelity index that is similar to the commonly used CRI

Rg- a gamut index that provides information about saturation

Color vector graphic- a graphical representation of hue and saturation relative to a reference source.

