



50W
REPLACEMENT

- 90+**
CRI
- 7W**
Watts
- E26
- 120V**
Voltage
- DAMP LOCATION
- Dimmable

High quality of light and color rendering (90+ CRI, 50+ R9),
with low flicker, flicker <30%,
Smooth dimming. Dimming lower than 10%.

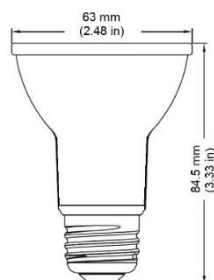


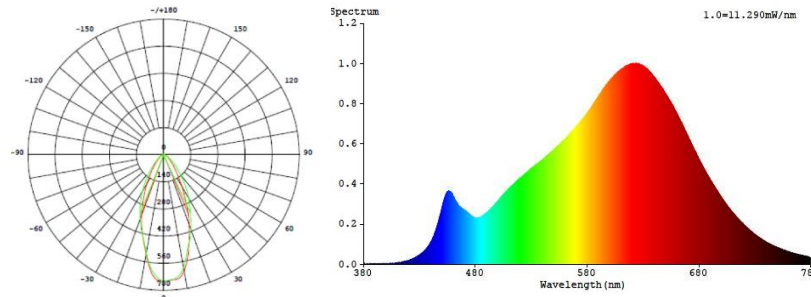
ELECTRICAL SPECIFICATIONS

MODEL NO.	LUMEN	POWER	CCT	BEAM	CRI	PF	CBCP
SE-350.009	500LM	7W	2700K	40°	>90	>0.9	≥593cd
SE-350.010	500LM	7W	3000K	40°	>90	>0.9	≥593cd

MECHANICAL SPECIFICATIONS

MODEL NO.	MEASURES	WEIGHT	OPERATIONAL TEMPERATURE	INNER BOX QTY	MASTER CARTON QTY
SE-350.009	2.48in X 3.33in	2.12oz	-20°C - 40°C	12pcs	48pcs
SE-350.010	2.48in X 3.33in	2.12oz	-20°C - 40°C	12pcs	48pcs

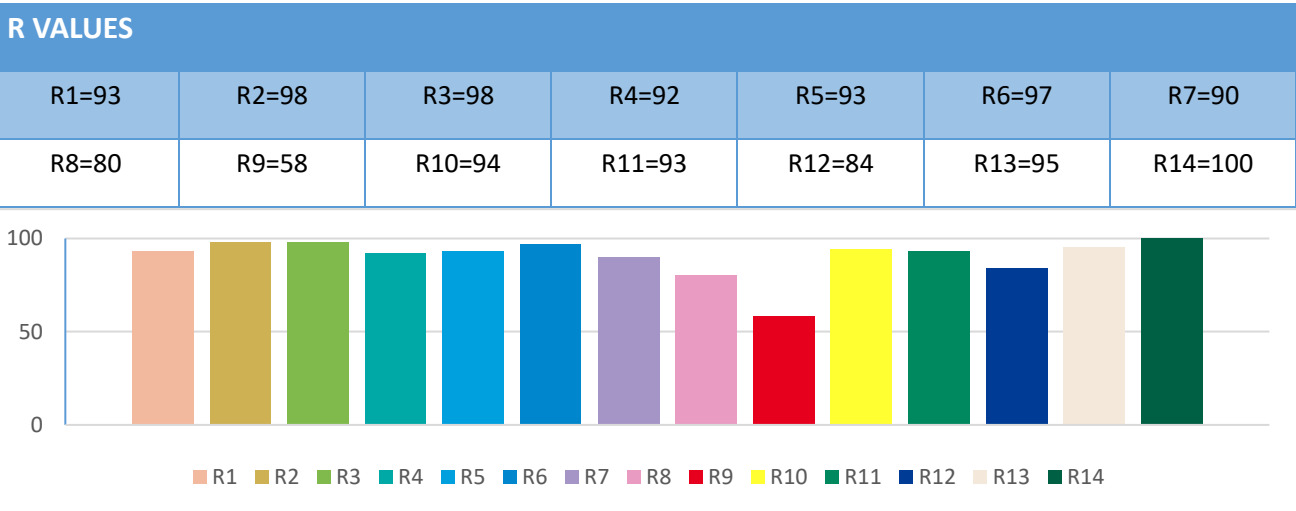




RA – CHART: >90

RA refers to the average value of R1 to R8.

R9 is the score that represents how accurately a light source will reproduce strong red colors. "Accurate" is defined as similarity to daylight or incandescent bulbs, depending on the color temperature.



TM30 GRAPHIC

TM-30 deals with the color rendition of object.

Rf- a fidelity index that is similar to the commonly used CRI

Rg- a gamut index that provides information about saturation

Color vector graphic- a graphical representation of hue and saturation relative to a reference source.

