

DESCRIPTION

Reduce energy and maintenance costs by replacing 400W metal halide bulbs with these more efficient 100W LED corn bulbs.

FEATURES

- Delivers 155 LPW for highly efficient performance
- Base up & base down burn position
- Mogul E39 base
- Ballasts, capacitors, and starters must be removed (bypassed) from fixture during installation; see installation instructions for more information

LISTINGS

- UL rated for damp locations
- Rated for use in enclosed fixtures
- FCC Part 15
- IP64
- CE
- RoHS
- DesignLights Consortium® 5.1 Standard - meets the requirements for the highest DLC qualification for efficacy and lumen maintenance; DLC PN - PLTBG723

PERFORMANCE

- CRI: >80
- CCT: 5000K
- LED L70 Life Hours: ≥100,000 hours
- Philips Lumileds LEDs

THERMAL

- -40°F to 113°F or (-40°C to 45°C) operating temperature

ELECTRICAL

- THD: <20%
- Power Factor: >0.9
- Input Voltage: 120-277V
- Surge Protection: 4kV

project name	type
catalog number	
comments	voltage
approved by	date



WARRANTY

- 5 year limited warranty; see pltsolutions.com for warranty details

APPLICATIONS

- Schools
- Offices
- Factories
- Conference Rooms
- Hotels
- Hospitals

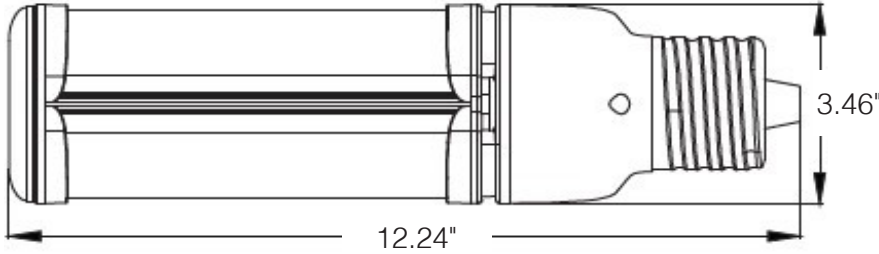
PERFORMANCE	Power Consumption	100 Watt
	Bare Lamp Lumens	15500
	Bare Lamp Efficacy (LPW)	155
	Fixture Lumens*	13280
	Fixture Efficacy (LPW)*	132
	CRI	>80
	CCT	5000K
	LED L70 Life Hours	≥100,000
	Beam Angle	360 Degree
	Burn Position	Base Up, Base Down
ELECTRICAL	Power Factor	<20%
	THD	>0.9
	Input Voltage	120-277V
CONSTRUCTION	Operating Temperature	-40°F to 113°F or (-40°C to 45°C)
	Base	E39
LISTINGS	Certifications	UL Listed; FCC; CE; IP64; DLC
	Material Usage	RoHS - No mercury or lead
	Environment	Enclosed Fixture Rated; Damp Location Rated

*Fixture lumens and efficacy based on testing in DLC approved fixture.

PERFORMANCE SUMMARY

Item #	Watts	Bare Lamp Lumens	Bare Lamp LPW	Voltage	Replaces	CCT	CRI	Beam	LED L70 Life Hours	DLC Rating	DLC #
PLTS-12062	100	15,500	155	120-277V	MH400	5000K	>80	360°	≥100,000	5.1 Standard	PLTBG723

DIMENSIONS



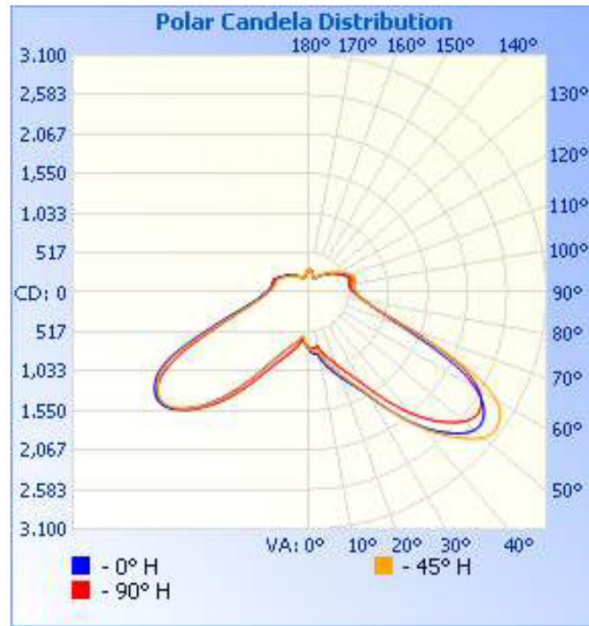
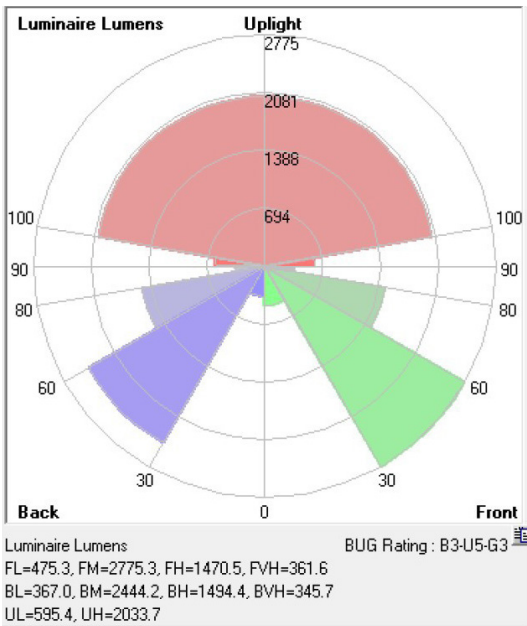
DIMENSIONS

Height: 12.24"

Width: 3.46"

Weight: 2.53 lbs

PHOTOMETRICS



WARNINGS

- Not for use with dimmers.
- Minimum lamp compartment dimensions – 11.81" long by 11.81" wide