

## DESCRIPTION

Reduce energy and maintenance costs by replacing 400W metal halide bulbs with these more efficient 100W LED corn bulbs.

## FEATURES

- Delivers 155 LPW for highly efficient performance
- Base up & base down burn position
- Mogul E39 base
- Color temperature is adjusted via dip switch on the bulb; see installation instructions for more information
- Ballasts, capacitors, and starters must be removed (bypassed) from fixture during installation; see installation instructions for more information

## LISTINGS

- UL rated for damp locations
- Rated for use in enclosed fixtures
- FCC Part 15
- IP64
- CE
- RoHS
- DesignLights Consortium® 5.1 Standard - meets the requirements for the highest DLC qualification for efficacy and lumen maintenance; DLC PN - PLTBG7241

## PERFORMANCE

- CRI: >80
- CCT: 4000K and 5000K
- LED L70 Life Hours: ≥100,000 hours
- Philips Lumileds LEDs

## THERMAL

- -40°F to 113°F or (-40°C to 45°C) operating temperature

## ELECTRICAL

- THD: <20%
- Power Factor: >0.9
- Input Voltage: 120-277V
- Surge Protection: 4kV

project name	type
catalog number	
comments	voltage
approved by	date



## WARRANTY

- 5 year limited warranty; see [pltsolutions.com](http://pltsolutions.com) for warranty details

## APPLICATIONS

- Schools
- Offices
- Factories
- Conference Rooms
- Hotels
- Hospitals

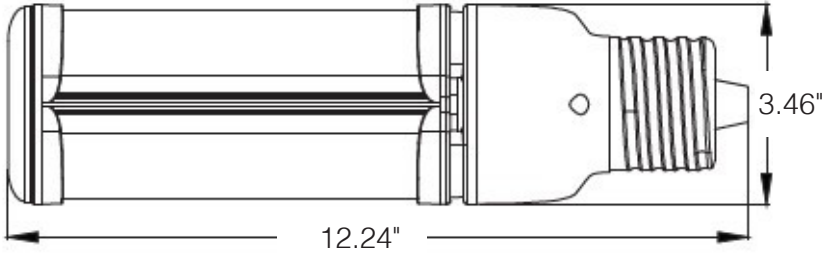
PERFORMANCE	Power Consumption	100 Watt
	Bare Lamp Lumens	15500
	Bare Lamp Efficacy (LPW)	155
	Fixture Lumens*	11756
	Fixture Efficacy (LPW)*	120
	CRI	>80
	CCT	4000K, 5000K
	LED L70 Life Hours	≥100,000
ELECTRICAL	Beam Angle	360 Degree
	Burn Position	Base Up, Base Down
	Power Factor	<20%
	THD	>0.9
CONSTRUCTION	Input Voltage	120-277V
	Operating Temperature	-40°F to 113°F or (-40°C to 45°C)
	Base	E39
LISTINGS	Certifications	UL Listed; FCC; CE; IP64; DLC
	Material Usage	RoHS - No mercury or lead
	Environment	Enclosed Fixture Rated; Damp Location Rated

\*Fixture lumens and efficacy based on testing in DLC approved luminaire

# PERFORMANCE SUMMARY

Item #	Watts	Bare Lamp Lumens	Bare Lamp LPW	Voltage	Replaces	CCT	CRI	Beam	LED L70 Life Hours	DLC Rating	DLC #
PLTS-12071	100	15,500	155	120-277V	MH400	4000K/ 5000K	>80	360°	≥100,000	5.1 Standard	PLTBG7241

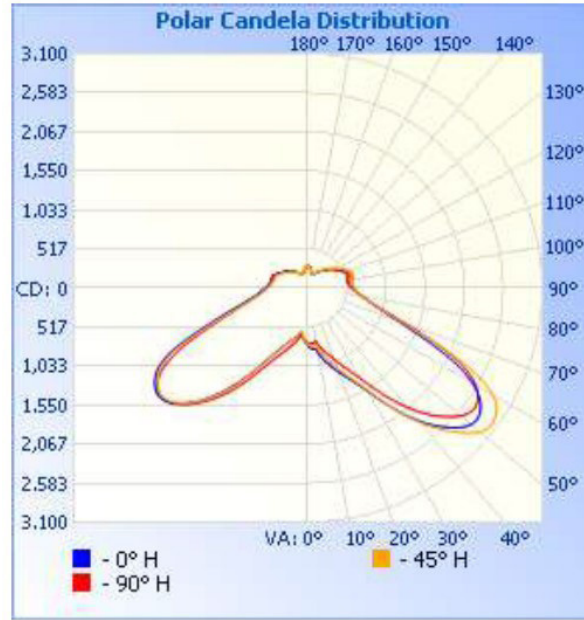
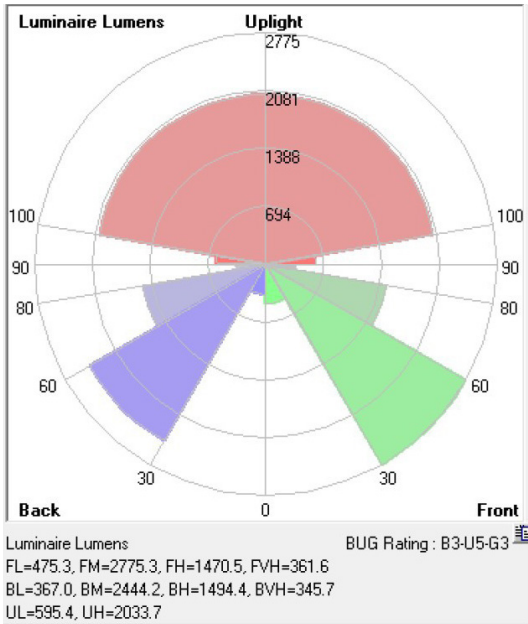
## DIMENSIONS



### DIMENSIONS

Height: 12.24"  
 Width: 3.46"  
 Weight: 2.53 lbs

## PHOTOMETRICS



## WARNINGS

- Not for use with dimmers.
- Minimum lamp compartment dimensions - 15.75" long by 15.75" wide