



60W
REPLACEMENT

90+
CRI

5,5W
Watts

E12

120V
Voltage

DAMP LOCATION

Dimmable

High quality of light and color rendering (90+ CRI, 50+ R9),
with low flicker, flicker <30%,
Smooth dimming. Dimming lower than 10%.



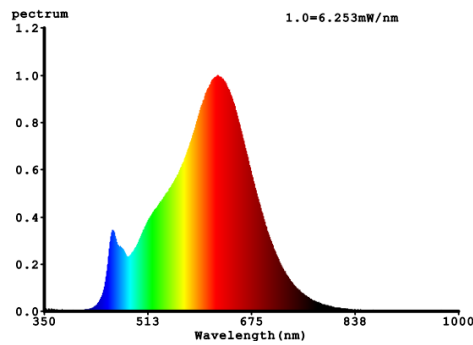
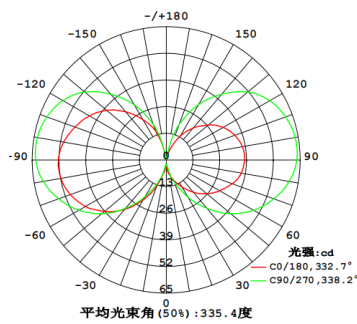
ELECTRICAL SPECIFICATIONS

MODEL NO.	LUMEN	POWER	CCT	BEAM	CRI	PF	CBCP
SE-350.200	500LM	5.5W	2700K	360°	>90	>0.9	-

MECHANICAL SPECIFICATIONS

MODEL NO.	MEASURES	WEIGHT	OPERATIONAL TEMPERATURE	INNER BOX QTY	MASTER CARTON QTY
SE-350.200	1.38in X 4.06in	0.71oz	-20°C - 40°C	12pcs	48pcs



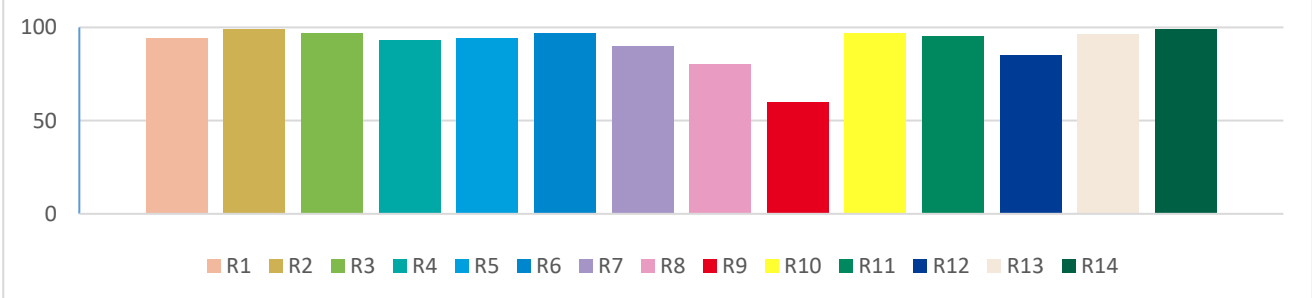


RA – CHART: >90

RA refers to the average value of R1 to R8.

R9 is the score that represents how accurately a light source will reproduce strong red colors. "Accurate" is defined as similarity to daylight or incandescent bulbs, depending on the color temperature.

R VALUES						
R1=94	R2=99	R3=97	R4=93	R5=94	R6=97	R7=90
R8=80	R9=60	R10=97	R11=95	R12=85	R13=96	R14=99



TM30 GRAPHIC

TM-30 deals with the color rendition of object.

R_f- a fidelity index that is similar to the commonly used CRI

R_g- a gamut index that provides information about saturation

Color vector graphic- a graphical representation of hue and saturation relative to a reference source.

