

DESCRIPTION

Providing a one-for-one replacement of 400 Watt metal halide fixtures and 6 or 8 lamp fluorescent fixtures, this 210W LED high bay fixture comes with an optional motion sensor that turns the fixture on, off, or adjusts the light level depending on current light levels or room occupancy.

FEATURES

- Up to 136 LPW ultra-high efficiency delivers superior performance over legacy HID high bays
- Motion sensor designed for easy field installation into pre-installed sensor base; see installation instructions for more information
- Optional remote control available to adjust motion sensor settings including light levels and daylight harvesting; remote must be less than 10 meters (or 33 feet) from the sensor/ fixture that is being adjusted or controlled. See PLTS-40062 for more information.
- Instant-on with no warmup

LISTINGS

- UL rated for damp locations
- DesignLights Consortium® 5.1 Premium - meets the requirements for the highest DLC qualification for efficacy and lumen maintenance; DLC PN - PLTM128412

PERFORMANCE

- CRI: ≥80
- CCT: 5000K
- LED L70 Life Hours: 100,000

THERMAL

- -4°F to 122°F (-20°C to 50°C) operating temperature

ELECTRICAL

- THD: < 20%
- Power Factor: 0.9
- Input Voltage: 120-277V

INSTALLATION

- Designed for suspended mounting with included V-hooks and 3.4 ft. chains; see installation instructions for more information

CONSTRUCTION

- Galvanized steel housing with white finish
- Frosted polycarbonate lens protects LEDs while evenly distributing light

project name	type
catalog number	
comments	voltage
approved by	date



WARRANTY

- 5 year limited warranty; see pltsolutions.com for warranty details

APPLICATIONS

- Warehouses
- Manufacturing Plants
- Distribution Centers
- Grocery Stores
- Gymnasiums
- Indoor Recreational Facilities
- Cold Storage
- Big Box Retail
- Service Repair Centers

PERFORMANCE SUMMARY

Item #	Model	Watts	Lumens	LPW	CCT	CRI	Dimming	Voltage	Replaces	DLC #	DLC Rating
PLTS-40058	Linear	210	28,350	136	5000K	≥80	0-10V	120-277V	MH400	PLTM128412	5.1 Premium

MOTION SENSOR SPECIFICATIONS

Input Voltage	12V DC
Power Consumption	0.1 Watt
Dimming	0-10V
Mounting Height	40' Max.
Detection Range	100' Max.
Operating Temperature	-30°F to 131°F (-30°C to 55°C)
IP Rating	IP65
Factory Setting	Dims the light level to 50% if no motion is detected in 10 minutes. If no motion is detected in the next 5 minutes, the light will turn off.
Certification	UL

For additional sensor, dimming, and time delay settings, see optional remote control PLTS-40062
For fixture without motion sensor, see PLT-90152

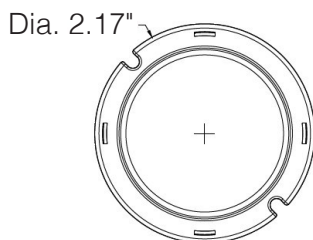
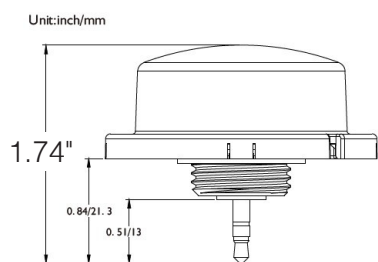
FIXTURE DIMENSIONS



DIMENSIONS

Length: 24.8"
Height: 2.2"
Width: 18.9"
Weight: 11.4 lbs.

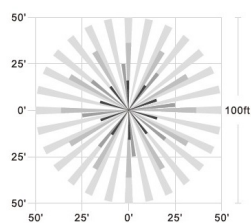
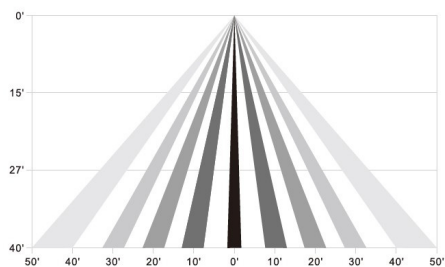
MOTION SENSOR DIMENSIONS



DIMENSIONS

Height: 1.74"
Diameter: 2.17"

MOTION SENSOR COVERAGE



PHOTOMETRICS

