



LED T8 HYBRID: PET COATED GLASS

DESCRIPTION

Suitable for use with or without a ballast, these LED T8 hybrid tubes outperform and outlast traditional T8 fluorescent tubes.

FEATURES

- Frosted glass lens reduces visual glare
- Suitable for use in totally enclosed fixtures
- Instantaneous full light output upon power-up
- PET coating
- No rewiring or modifications of any kind required for plug-and-play (Type A) operation
- Can operate directly off of line voltage for ballast bypass (Type B) operation; ballast must be removed and fixture rewired for double-ended operation during installation. In 2 foot and 4 foot applications, the fixture may also be rewired for single-ended operation during installation; see installation instructions for more information
- Solid state replacement for 2 ft. F17T8, 4 ft. F32T8, & 8 ft. F96T8 tubes
- Delivers up to 147 Lumens per Watt for highly efficient performance
- Wattage and output varies depending on installation method, see Wattage Table for full breakdown
- Operates on most electronic T8 (instant & programmed rapid start) ballasts, and AC emergency ballasts as listed in compatibility list. See ballast compatibility sheet for full list of compatible ballasts.

LISTINGS

- UL Listed for damp locations
- RoHS
- FCC
- DesignLights Consortium® 5.1 Standard - meets the requirements for the highest DLC qualification for efficacy and lumen maintenance

WARRANTY

- 5 year prorated warranty; see pltsolutions.com for warranty details

project name	type
catalog number	
comments	voltage
approved by	date



APPLICATIONS

- Office Lighting
- High Bays
- Industrial Strips
- Warehouses
- Stairwells
- Cold Storage

PERFORMANCE	CRI	82
	Beam	200°
	CCT*	4000K, 5000K
	Life (L70)	50000
ELECTRICAL	Power Factor	>0.9 (2' & 4') 0.96 (8')
	THD	20%
	Input Voltage	120-277V
CONSTRUCTION	Operating Temperature	-4°F to 113°F (-20°C to 45°C)
	Base	Medium Bi-Pin, Single Pin
	Lens	Frosted
	Coating	PET
LISTINGS	Certifications	UL Listed; FCC; DLC
	Material Usage	RoHS - No mercury or lead
	Environment	Suitable for Damp Locations

*For wattage and lumen information, see tables below.

PERFORMANCE SUMMARY

Item #	Length	Lumens*	Watts *	LPW*	CCT	CRI	Beam	Envelope	Coating	Life/Hours	DLC Level	DLC #
PLTS-60009	2'	1140	8W/ 9.5W	120/ 143	5000K	83	200°	Glass	PET	50,000	5.1 Standard	PLTP4135
PLTS-60010	2'	1140	8W/ 9.5W	120/ 143	4000K	83	200°	Glass	PET	50,000	5.1 Standard	PLTP4134
PLTS-60011	4'	2050	15W/ 16.5W	124/ 137	5000K	83	200°	Glass	PET	50,000	5.1 Standard	PLTP3235
PLTS-60012	4'	2050	15W/ 16.5W	124/ 137	4000K	83	200°	Glass	PET	50,000	5.1 Standard	PLTP3234
PLTS-60013	4'	2300	17.5W/ 18W	128/ 131	5000K	83	200°	Glass	PET	50,000	5.1 Standard	PLTP3335
PLTS-60014	4'	2250	17.5W/ 18W	125/ 129	4000K	83	200°	Glass	PET	50,000	5.1 Standard	PLTP3334
PLTS-60015	8'	5600	38W/ 42W	133/ 147	5000K	83	200°	Glass	PET	50,000	5.1 Standard	PLTP243511
PLTS-60016	8'	5600	38W/ 42W	133/ 147	4000K	83	200°	Glass	PET	50,000	5.1 Standard	PLTP243411

*See Wattage Table for full breakdown

WATTAGE TABLE

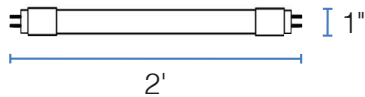
Wattage	Installation	Lumen	Efficacy
8W	Type B	1140	143
9.5W	Type A	1140	120
15W	Type B	2050	137
16.5W	Type A	2050	124
18W	Type B	2250	125
17.5W	Type A	2250	129
42W	Type B	5600	133
38W	Type A	5600	147

DIMENSIONS

2' TUBE

Length: 23.74"

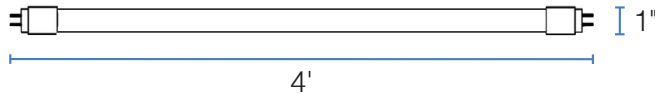
Diameter: 1"



4' TUBE

Length: 47.7"

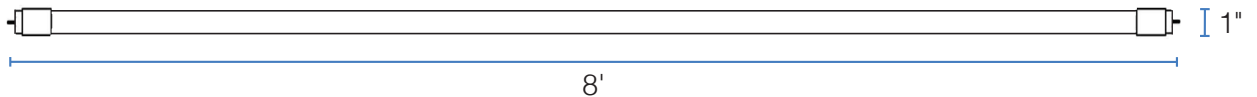
Diameter: 1"



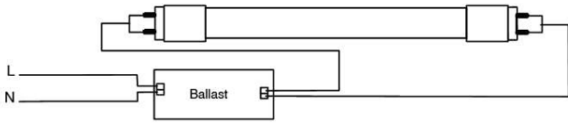
8' TUBE

Length: 96"

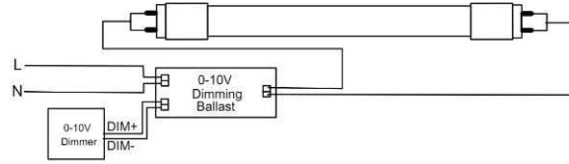
Diameter: 1"



2' & 4' TYPE A NON-DIMMING

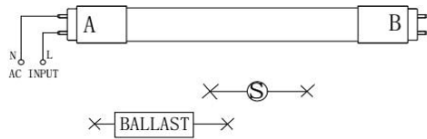


2' & 4' TYPE A DIMMING

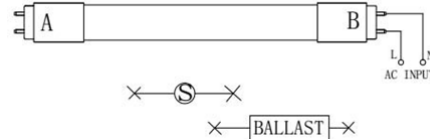


2' & 4' TYPE B NON-DIMMING

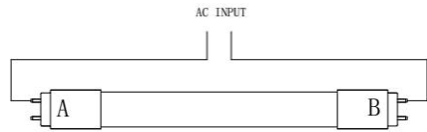
Option 1



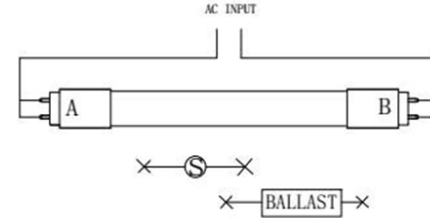
Option 3



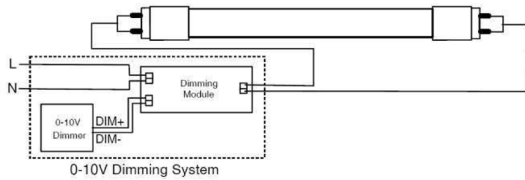
Option 2



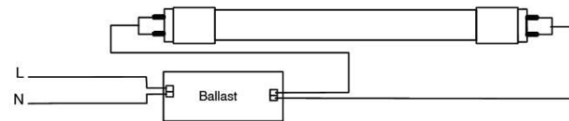
Option 4



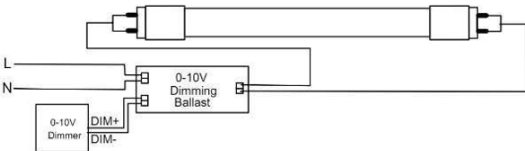
2' & 4' TYPE B DIMMING



8' TYPE A NON-DIMMING

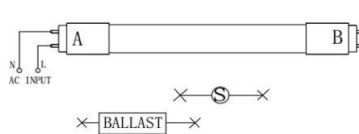


8' TYPE A DIMMING

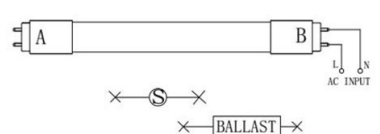


8' TYPE B NON-DIMMING

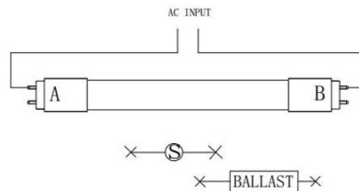
Option 1



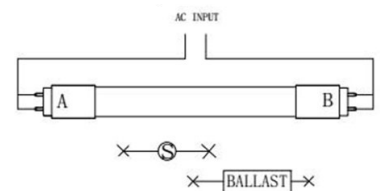
Option 3



Option 2



Option 4



8' TYPE B DIMMING

