

DESCRIPTION

Accelerate the growth of your plants through their entire life cycle with this LED grow light fixture. This fixture is designed to deliver full spectrum light that targets specific spectrum ranges that promote optimal growth, peaking in colors that plants absorb the most of while reducing others.

FEATURES

- Blue spectrum light peaks at 450nm to promote healthy root development and strong plant growth during the vegetative stage
- 660 nm of red spectrum light promotes higher yield during flowering stages; 30% stronger than natural sunlight
- 1920W MH or HPS Equivalent Photosynthetically Active Radiation (PAR)
- LEDs generate less heat than other types of grow lights, reducing the amount of heat in indoor grow rooms and allowing the lights to be closer to the plants
- Light intensity can be manipulated by adjusting the fixture height; see Mounting Heights section for recommended mounting heights with light intensity breakdown
- 0-10V dimming is controlled via a knob on the fixture; the fixture wattage varies depending on the level, see Dimming Levels section for more information
- Connect up to 2 fixtures in parallel; see installation instructions for more information
- Includes 120V plug adapter

LISTINGS

- ETL rated for damp locations
- IP42
- RoHS

PERFORMANCE

- CRI: >80
- PAR ($\mu\text{mol/s}$): 2496
- Luminous Efficacy ($\mu\text{mol/J}$): 2.6 ($\mu\text{mol/J}$)
- Rated lifetime L70: 50,000 hours

THERMAL

- -40°F to 122°F (-40°C to 50°C) operating temperature

PERFORMANCE SUMMARY

| | | |
|--------------|---|---------------------------|
| PERFORMANCE | Watts | 960W |
| | Life Hours | 50000 |
| | PAR ($\mu\text{mol/s}$) | 2496 |
| | Luminous Efficacy ($\mu\text{mol/J}$) | 2.6 |
| ELECTRICAL | THD | $\leq 20\%$ |
| | Power Factor | ≥ 0.9 |
| | Input Voltage | 120-277V |
| CONSTRUCTION | Material | Aluminum Alloy |
| | Finish | Silver |
| LISTINGS | Certifications | ETL Listed |
| | Material Usage | RoHS - No mercury or lead |
| | Environment | Damp Location Rated |

| | |
|----------------|---------|
| project name | type |
| catalog number | |
| comments | voltage |
| approved by | date |



ELECTRICAL

- THD: $\leq 20\%$
- Power Factor: ≥ 0.9
- Input Voltage: 120-277V
- Surge Protection: L/N-PE: 10kV, L-N: 5kV
- Dimmable power supply (0-10V)

INSTALLATION

- Designed for suspension mounting with included wire slings and rope hooks; see installation instructions for more information

CONSTRUCTION

- Aluminum alloy housing with silver finish

WARRANTY

- 5 year limited warranty; see pltsolutions.com for warranty details

APPLICATIONS

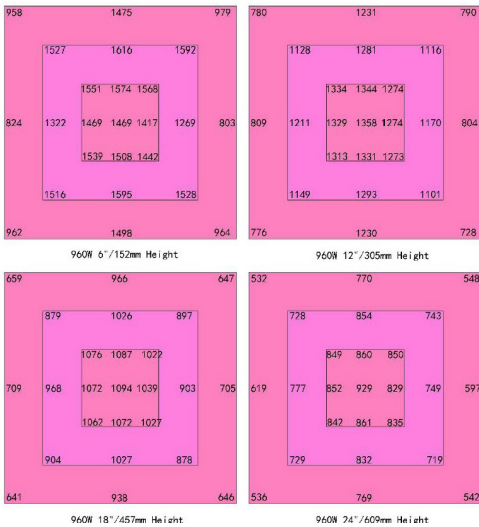
- Greenhouses
- Vertical Farming

DIMMING LEVELS

| | | | | |
|---------|------|------|------|------|
| Level | 25% | 50% | 75% | 100% |
| Wattage | 240W | 480W | 720W | 960W |

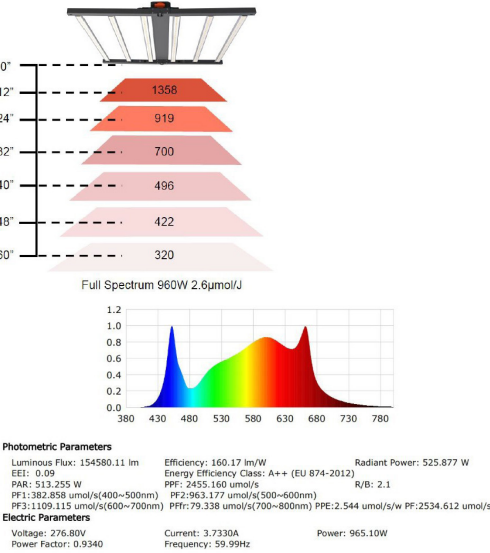
MOUNTING HEIGHTS

FULL SPECTRUM

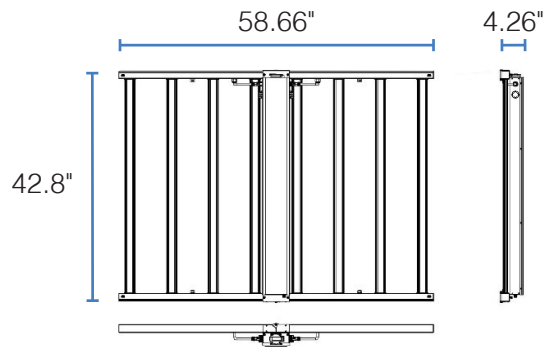


SPECTRUM

FULL SPECTRUM



DIMENSIONS



DIMENSIONS

Length: 42.8"
Height: 4.26"
Width: 58.66"
Weight: 36.4 lbs

PHOTOMETRICS

