



LED LUMINAIRES

Halco Linear - Wraparound Series



UL Rated



Title 24



RoHS
Compliant



5 YR
WARRANTY
5 Year
Warranty



DLC
Premium



DLC
Listed

The Halco Linear Wrap Series Luminaire is a cost-effective solution for replacing pre-existing fluorescent fixtures. These maintenance-free, stainless steel LED wraps are exceptionally efficient and can be either surface or chain mounted. The durable acrylic lenses are offered in either prismatic or diffused for enhanced optical performance and visual comfort.



4ft Architectural

2ft Traditional



**Cost Efficient Replacement
for Fluorescent Fixtures**

**Acrylic Lens Available in
Two Designs**

**Architectural Diffused Lens
and Traditional Prismatic
Lens options**

2ft and 4ft Footprint

Multiple Lumen Packages

Long Lifetime Rating

Applications:

- Commercial
- Industrial
- Retail
- Educational Facilities
- Stairwell
- Task Lighting
- Parking Garage

Contact Your Customer Care Specialist
For Pricing, Orders And Technical Support.

800.677.3334 www.halcolighting.com

Halco Linear Wraparound Series

Product #: _____ Type: _____

Project: _____ Date: _____

Comments: _____ Initials: _____

Performance

- Driver efficiency >85%
- CRI >80.
- L70 Lumen Maintenance > 50,000 hours (traditional) and > 100,000 hours (architectural)
- 5 year limited warranty
- 0-10V Dimming Standard, dimmable down to 10%
- Universal 120-277VAC

Construction

- Die-formed 22 gauge steel
- Acrylic Lens offered in diffused or prismatic
- Aluminum reflector with high-reflectance powder coat

Application

- Commercial
- Industrial
- Retail
- Utility
- Stairwell
- Task Lighting
- Parking Garage

Certification

- UL Listed
- DLC Listed for Direct Linear Ambient Luminaires & Stairwell and Passageway Luminaires
- ROHs Compliant
- Damp Location

Ordering Information

Model Selection				Typical Order	LWA-D46U4-40			
Family	Lens Type	/	Wattage	Voltage	Size	/	CCT	Options
LWA=Linear Wraparound	D=Diffused Lens P=Prismatic Lens		23=23 Watt46=46 Watts 20=20Watts40=40 Watts	U=120-277VAC	2=2 FT 4=4 FT		40=4000K 50=5000K	Omit)=NoneC1= 6' 120V Cord & L5-15P PlugC2=6' 277V Cord & L7-15P Plug EM=Battery Backup MS=Motion Sensor

Architectural Diffused Lens

Product #	Product Code	Length	Description	Wattage Equivalent
10300	LWA-D23U2-40	2ft	LINEAR WRAPAROUND, DIFFUSED LENS, 23W, 120-277V, 2FT, 4000K	2 x 17W T8
10301	LWA-D46U4-40	4ft	LINEAR WRAPAROUND, DIFFUSED LENS, 46W, 120-277V, 4FT, 4000K	4 x 32W T8
10305	LWA-D23U2-50	2ft	LINEAR WRAPAROUND, DIFFUSED LENS, 23W, 120-277V, 2FT, 5000K	2 x 17W T8
10306	LWA-D46U4-50	4ft	LINEAR WRAPAROUND, DIFFUSED LENS, 46W, 120-277V, 4FT, 5000K	4 x 32W T8

Traditional Prismatic Lens

Product #	Product Code	Length	Description	Wattage Equivalent
10302	LWA-P20U2-40	2ft	LINEAR WRAPAROUND, PRISMATIC LENS, 20W, 120-277V, 2FT, 4000K	2 x 17W T8
10299	LWA-P40U4-40	4ft	LINEAR WRAPAROUND, PRISMATIC LENS, 40W, 120-277V, 4FT, 4000K	2 x 32W T8
10307	LWA-P20U2-50	2ft	LINEAR WRAPAROUND, PRISMATIC LENS, 20W, 120-277V, 2FT, 5000K	2 x 17W T8
10304	LWA-P40U4-50	4ft	LINEAR WRAPAROUND, PRISMATIC LENS, 40W, 120-277V, 4FT, 5000K	2 x 32W T8

Performance Data

Product	Rated Wattage	4000K		5000K	
		Delivered Lumens	Efficacy	Delivered Lumens	Efficacy
Architectural Diffused Lens	23	3073	134	3125	136
LWA-D23U2-XX	23	3073	134	3125	136
LWA-D46U4-XX	46	6242	136	6293	137
Traditional Prismatic Lens	20	2442	122	2466	123
LWA-P20U2-XX	20	2442	122	2466	123
LWA-P40U4-XX	40	4944	124	5008	125

*Initial delivered lumens at 25°C (77°F). Actual production yield may vary between -10 and +10% of initial delivered lumens

**For more information on the IES BUG (Backlight-Uplight-Glare) Rating visit: <https://www.ies.org/wp-content/uploads/2017/03/TM-15-11BUGRatingsAddendum.pdf>

Accessory Ordering Table

Item Detail	Product Code	Product Number	Product Description
Connector Bracket	LWA-D/JB	10312	LINEAR WRAP; ARCHITECTURAL DIFFUSED LENS; JOINER BRACKET, 1 PAIR (2PCS)
Battery Backup	BBU/EM8WU	10310	BATTERY BACKUP; EMERGENCY 8W, 120-277V, LIFEPO4 BATTERY, 90 MINUTE BACKUP
Aircraft Cable	ACC/12IN	10311	AIRCRAFT CABLE; 12 INCHES, 1 SET
PIR Motion Sensor	LHB/MC	99986	PIR MOTION SENSOR; BI-LEVEL, END MOUNTED
MICROWAVE MOTION SENSOR	MWMS/MC601V	10313	MICROWAVE MOTION SENSOR; BI-LEVEL, INTEGRATED MOUNT
MOUNTING BRACKET	MWMS/IB/MC601V	10318	MICROWAVE MOTION SENSOR; INSTALLATION BRACKET; MERRYTEK MC601V

Performance Data

Rated Wattage	Traditional Prismatic Lens		Architectural Diffused Lens	
	20	40	23	46
Dimensions	26.26" x 7.91" x 3.27"	50.59" x 7.91" x 3.27"	27.64" x 11.5" x 5.75"	51.06" x 11.5" x 5.75"
Input Voltage	120-277VAC			
Power Factor	>0.9			
L70 Lifetime	>50,000		>100,000	
Tonal Harmonic Distortion (THD)	<20%			
CRI	>80, R9 >0			
Dimming	0-10V Continuous Dimming			
CCT	4000K, 5000K			
Warranty	5 Years Standard			
Color Consistency	5-Step MacAdam Ellipse			
Wet	Damp Location, 20-85% RH, non-condensing			
DLC	-20°C to 50°C			
Weight (lbs)	4.49	7.51	7.01	12.16

Halco Linear Wraparound Series

Product #: _____ Type: _____

Project: _____ Date: _____

Comments: _____ Initials: _____

Photometrics

Each gridline represents the mounting height shown. The grid scale is based on the mounting height.

For mounting heights other than noted, use the below formula.

$$\text{Factor} = \frac{(\text{Chart's Mtg. Height})}{(\text{Actual Mtg. Height})}$$

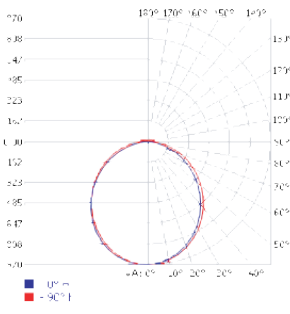
LEGEND

- 0.25 fc
- 0.5 fc
- 1 fc
- 2 fc
- 5 fc

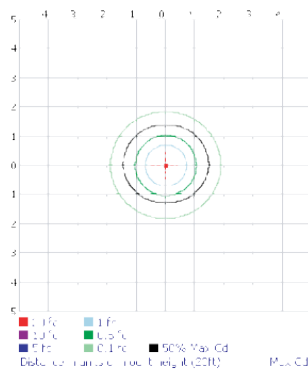
Architectural Diffused Lens

23 WATT
LWA-D23U2-XX

Polar Candida Distribution



Isofootcandle Plot

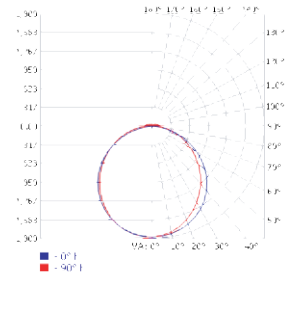


ZONE	LUMENS	% LUMINAIRE
0-30	741.3	26.4%
0-40	1,203.9	42.9%
0-60	2,101.0	74.9%
60-90	593.5	21.2%
70-100	290.1	10.3%
90-120	68.2	2.4%
0-90	2,694.6	96.1%
90-180	109.4	3.9%
0-180	2,803.9	100%

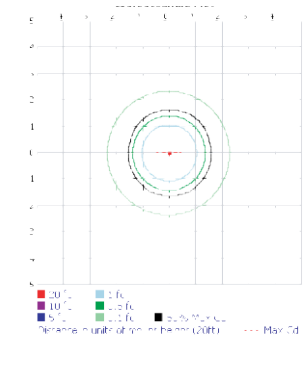
ZONE	LUMENS	% TOTAL	ZONE	LUMENS	% TOTAL
0-10	91.4	3.3%	90-100	23.4	0.8%
10-20	260.2	9.3%	100-110	27.4	1%
20-30	389.7	13.9%	110-120	17.4	0.6%
30-40	462.7	16.5%	120-130	16.6	0.6%
40-50	472.8	16.9%	130-140	11.6	0.4%
50-60	424.2	15.1%	140-150	7.2	0.3%
60-70	326.9	11.7%	150-160	3.8	0.1%
70-80	197.4	7.0%	160-170	1.6	0.1%
80-90	69.2	2.5%	170-180	0.3	0%

46 WATT
LWA-D46U4-XX

Polar Candida Distribution



Isofootcandle Plot



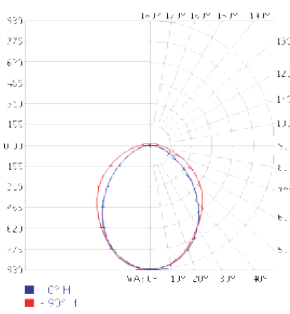
ZONE	LUMENS	% LUMINAIRE
0-30	1,451.6	25.4%
0-40	2,378.5	41.7%
0-60	4,229.0	74.1%
60-90	1,269.2	22.2%
70-100	624.0	10.9%
90-120	133.7	2.3%
0-90	5,498.2	96.3%
90-180	209.9	3.7%
0-180	5,708.1	100%

ZONE	LUMENS	% TOTAL	ZONE	LUMENS	% TOTAL
0-10	176.9	3.1%	90-100	47.3	0.8%
10-20	506.7	8.9%	100-110	54.0	0.9%
20-30	768.0	13.5%	110-120	32.4	0.6%
30-40	926.9	16.2%	120-130	30.9	0.5%
40-50	966.6	16.9%	130-140	21.6	0.4%
50-60	883.8	15.5%	140-150	13.2	0.2%
60-70	692.4	12.1%	150-160	7.0	0.1%
70-80	424.7	7.4%	160-170	2.9	0.1%
80-90	152.0	2.7%	170-180	0.7	0%

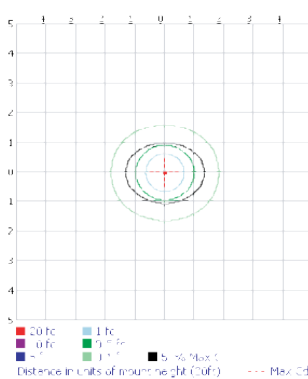
Traditional Prismatic Lens

20 WATT
LWA-P20U2-XX

Polar Candida Distribution



Isofootcandle Plot

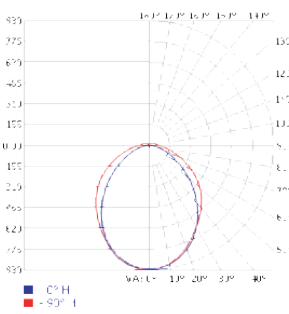


ZONE	LUMENS	% LAMP	% LUMINAIRE
0-30	684.5	27.7%	27.8%
0-40	1,086.9	44%	44.1%
0-60	1,820.1	73.8%	73.8%
60-90	504.0	20.4%	20.4%
70-100	294.6	11.9%	12%
90-120	101.5	4.1%	4.1%
0-90	2,324.0	94.2%	94.3%
90-180	140.6	5.7%	5.7%
0-180	2,464.7	99.9%	100%

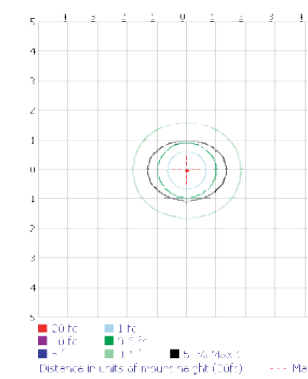
ZONE	LUMENS	% TOTAL	ZONE	LUMENS	% TOTAL
0-10	86.9	3.5%	90-100	44.9	1.8%
10-20	244.0	9.9%	100-110	33.0	1.3%
20-30	353.5	14.3%	110-120	23.6	1%
30-40	402.4	16.3%	120-130	15.9	0.6%
40-50	394.1	16.0%	130-140	11.0	0.4%
50-60	339.1	13.8%	140-150	7.0	0.3%
60-70	254.3	10.3%	150-160	3.7	0.2%
70-80	163.3	6.6%	160-170	1.4	0.1%
80-90	86.4	3.5%	170-180	0.2	0%

40 WATT
LWA-P40U4-XX

Polar Candida Distribution



Isofootcandle Plot



ZONE	LUMENS	% LAMP	% LUMINAIRE
0-30	1,341.6	27%	27.1%
0-40	2,141.2	43.2%	43.2%
0-60	3,616.5	72.9%	73%
60-90	1,031.9	20.8%	20.8%
70-100	608.1	12.3%	12.3%
90-120	215.6	4.3%	4.4%
0-90	4,648.4	93.7%	93.8%
90-180	307.8	6.2%	6.2%
0-180	4,956.2	99.9%	100%

ZONE	LUMENS	% TOTAL	ZONE	LUMENS	% TOTAL
0-10	169.2	3.4%	90-100	94.1	1.9%
10-20	476.7	9.6%	100-110	70.2	1.4%
20-30	695.6	14.0%	110-120	51.3	1%
30-40	799.6	16.1%	120-130	36.9	0.7%
40-50	790.2	15.9%	130-140	25.7	0.5%
50-60	685.0	13.8%	140-150	16.4	0.3%
60-70	517.8	10.4%	150-160	8.9	0.2%
70-80	335.5	6.8%	160-170	3.5	0.1%
80-90	178.6	3.6%	170-180	0.7	0%

Halco Linear Wraparound Series


Product #: _____ Type: _____

Project: _____ Date: _____

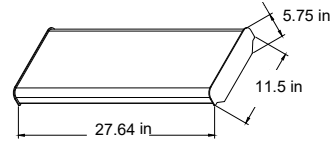
Comments: _____ Initials: _____

Dimensions

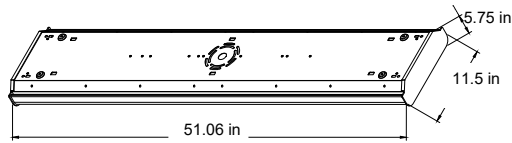
Architectural



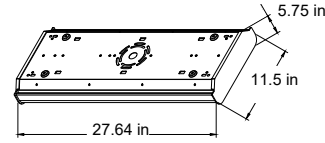
LWA-D - 4ft.
Lens Side



LWA-D - 2ft.
Lens Side




LWA-D - 4ft.
Back Side

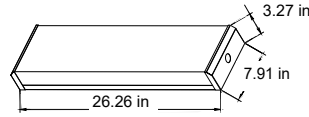


LWA-D - 2ft.
Back Side

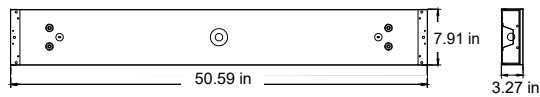
Traditional



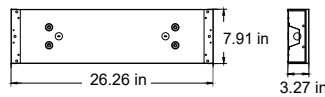
LWA-P - 4ft.
Lens Side



LWA-P - 2ft.
Lens Side



LWA-P - 4ft.
Back Side



LWA-P - 2ft.
Back Side

Luminaires

Architectural



LWA-D - 4ft.



LWA-D - 2ft.

Traditional



LWA-P - 4ft.



LWA-P - 2ft.