

# DULUX® EL Twist

## Electronic Compact Fluorescent Lamps



### Key Features & Benefits

- Energy saving alternative to incandescent lamps saves up to 75% energy compared to similar lumen output incandescent
- Variety of medium base shapes and wattages to satisfy most applications
- Long life 6000 – 12,000 hour average rated life
- Flicker-free starting
- Available in a variety of color temperatures:
  - 2700K – warm white deluxe, similar to incandescent
  - 3000K – soft white, similar to halogen lamps
  - 3500K – **Daylight EXTRA™**, white and more natural light
  - 4100K
  - 5000K
  - 6500K
- 82 CRI

SYLVANIA offers DULUX EL self-ballasted medium base compact fluorescent lamps in a variety of Twist designs including: Twist, Mini Twist and Super Mini Twist. Our new Micro Mini Twist lamps are the smallest CFLs yet, thanks to their T2 reduced tube diameter.

With improved efficacy, smaller profiles, excellent color rendition and a broad range of color temperature options, these CFLs provide a brilliant alternative to traditional incandescent and halogen light sources and are suitable for many different types of luminaires. They complement the DULUX EL Covered family of CFLs described in companion Product Information Bulletin CF047.

### Product Offering

Lamp Type	System Wattage
Micro Mini Twist	13W, 20W, 23W
Super Mini Twist	7W, 11W, 13W, 19W, 23W
Mini Twist	7W, 11W, 13W, 19W, 23W
Twist	27W, 30W, 40W, 65W
Twist GU24	13W, 23W

### Application Information

#### Applications

- Sconces
- Chandeliers
- Table lamps
- Ceiling fixtures
- Recessed downlights
- Decorative & vanity fixtures
- Security lighting
- Difficult to service areas

#### Application Notes

1. Do not install DULUX EL lamps on dimming circuits, unless the lamp is labelled as "Dimmable"
2. Outdoor application — use only in enclosed fixtures to avoid exposure to weather
3. Do not use in emergency exit fixtures or lights
4. Do not use on electronic timers, photocells, lighted switches or any other switches that do not meet UL20 Sec. 7.6.15
5. Meets CSA, FCC and UL requirements
6. Use only 120V AC, 60Hz circuit
7. Install and remove lamp from fixture by grasping plastic base, not lamp glass
8. Best performance achieved when operated at 77°F/25°C



## Specification Data

Catalog #	Type
Project	
Comments	
Prepared by	Date

## Ordering Information

	Item Number	Ordering Abbreviation	Pkg.	Bulb Type	Nominal Wattage	Incandescent Wattage	Initial Lumens	Color Temp.	CRI	Average Rated Life (hrs.)
<b>Micro Mini Twist</b>	29727	CF13EL/MICRO/830/RP2*	1/box, 6/cs	MICRO	13	60	825	3000K	82	12,000
	29728	CF20EL/MICRO/830/RP2*	1/box, 6/cs	MICRO	20	75	1280	3000K	82	12,000
	29729	CF23EL/MICRO/830/RP2*	1/box, 6/cs	MICRO	23	100	1600	3000K	82	12,000
<b>Mini Twist</b>	29451	CF7EL/MINITWIST/2700K	1/box, 6/cs	Mini Twist	7	25	375	2700K	82	8000
	29379	CF7EL/MINITWIST/1	1/box, 6/cs	Mini Twist	7	25	375	3000K	82	8000
	29371	CF7EL/MINITWIST/BL/1	1/blister, 6/cs	Mini Twist	7	25	375	3000K	82	8000
	29697	CF7EL/SUPER/830/BL	1/blister, 6/cs	Mini Twist	7	25	375	3000K	82	10,000
	29378	CF11EL/MINITWIST/1	1/box, 6/cs	Mini Twist	11	40	600	3000K	82	8000
	29364	CF11EL/MINITWIST/BL/1	1/blister, 6/cs	Mini Twist	11	40	600	3000K	82	8000
	29766	CF11EL/SUPER/830/BL	1/blister, 6/cs	Mini Twist	11	40	600	3000K	82	10,000
	29449	CF13EL/SUPERMINITWIST/BL/1	1/blister, 10cs	Mini Twist	13	60	900	3000K	82	10,000
	29588	CF13EL/SUPERMINITWIST/5K/1BL	1/blister, 10cs	Mini Twist	13	60	800	5000K	82	10,000
	29409	CF13EL/MINITWIST/2700K	1/box, 6/cs	Mini Twist	13	60	800	2700K	82	10,000
	29376	CF13EL/MINITWIST/1	1/box, 6/cs	Mini Twist	13	60	800	3000K	82	8000
	29116	CF13EL/MINITWIST/BL/1	1/blister, 6/cs	Mini Twist	13	60	800	3000K	82	8000
	29567	CF13EL/MINITWIST/4100K	1/box, 6/cs	Mini Twist	13	60	800	4100K	82	10,000
	29626	CF13EL/MINITWIST/5000K/BL/1	1/blister, 6/cs	Mini Twist	13	60	800	5000K	82	10,000
	29717	CF13EL/SUPER/865/BL	1/blister, 6/cs	Mini Twist	13	60	800	6500K	82	10,000
	29410	CF19EL/MINITWIST/2700K	1/box, 6/cs	Mini Twist	19	75	1200	2700K	82	10,000
	29396	CF19EL/MINITWIST	1/box, 6/cs	Mini Twist	19	75	1200	3000K	82	8000
	29347	CF19EL/MINITWIST/BL/1	1/blister, 5/cs	Mini Twist	19	75	1200	3000K	82	8000
	29689	CF19EL/SUPER/830/BL	1/blister, 6/cs	Mini Twist	19	75	1200	3000K	82	10,000
	28950	CF19EL/SUPER/850/BL	1/blister, 6/cs	Mini Twist	19	75	1200	5000K	82	10,000
	29720	CF19EL/SUPER/865/BL	1/blister, 6/cs	Mini Twist	19	75	1200	6500K	82	10,000
	29411	CF23EL/MINITWIST/2700K	1/box, 6/cs	Mini Twist	23	100	1600	2700K	82	10,000
	29397	CF23EL/MINITWIST	1/box, 6/cs	Mini Twist	23	100	1600	3000K	82	8000
	29394	CF23EL/MINITWIST/BL/1	1/blister, 5/cs	Mini Twist	23	100	1600	3000K	82	8000
	29417	CF23EL/MINITWIST/DAY/BL/1	1/blister, 5/cs	Mini Twist	23	100	1600	3500K	82	8000
	29576	CF23EL/MINITWIST/5K/1BL	1/blister, 6/cs	Mini Twist	23	100	1600	5000K	82	8000
	29564	CF23EL/MINITWIST/4100K	1/box, 6/cs	Mini Twist	23	100	1600	4100K	82	10,000
29578	CF30EL/MINITWIST/DAY	1/box, 5/cs	Mini Twist	30	100	2000	3500K	82	6000	
29692	CF23EL/SUPER/830/BL	1/blister, 6/cs	Mini Twist	23	100	1600	3000K	82	10,000	
29714	CF23EL/SUPER/835/BL	1/blister, 6/cs	Mini Twist	23	100	1600	3500K	82	10,000	
29690	CF23EL/SUPER/850/BL	1/blister, 6/cs	Mini Twist	23	100	1600	5000K	82	10,000	
<b>Twist</b>	29162	CF13EL/GU24/TWIST/830/BL/1/10	1/box, 10/cs	Twist	13	60	800	3000K	82	8000
	29163	CF23EL/GU24/TWIST/830/BL/1/10	1/box, 10/cs	Twist	23	100	1600	3000K	82	8000
	29412	CF27EL/TWIST/2700K	1/box, 6/cs	Twist	27	100	1750	2700K	82	10,000
	29390	CF27EL/TWIST	1/box, 6/cs	Twist	27	100	1750	3000K	82	10,000
	29415	CF30EL/TWIST/2700K	1/box, 6/cs	Twist	30	100	2000	2700K	82	10,000
	29395	CF30EL/TWIST	1/box, 6/cs	Twist	30	100	2000	3000K	82	10,000
	29392	CF30EL/TWIST/1/BL	1/blister, 5/cs	Twist	30	100	2000	3000K	82	6000
	29147	CF40EL/TWIST/2700K**	1/box, 6/cs	Twist	40	150	2600	2700K	82	8000
	29481	CF40EL/TWIST/1BL**	1/blister, 10cs	Twist	40	150	2600	3000K	82	6000
	29508	CF65EL/TWIST	1/box, 6/cs	Twist	65	200	4200	4100K	82	8000
<b>3-Way Twist</b>	29523	CF28EL/3WAY/TWIST/2700K	1/box, 6/cs	Twist	12	30	600	2700K	82	6000
				Twist	19	70	1100	2700K	82	6000
				Twist	28	100	1800	2700K	82	6000
	29351	CF28EL/3WAY/TWIST/1	1/box, 6/cs	Twist	12	30	600	3000K	82	6000
				Twist	19	70	1100	3000K	82	6000
				Twist	28	100	1800	3000K	82	6000
	29349	CF28EL/3WAY/TWIST/1/BL	1/blister, 5/cs	Twist	12	30	600	3000K	82	6000
				Twist	19	70	1100	3000K	82	6000
				Twist	28	100	1800 <sup>1</sup>	3000K	82	6000
				Twist	28	100	1800 <sup>1</sup>	3000K	82	6000

Operating temperature range of all DULUX EL lamps is 0° to 100°F.

\* T2 Technology

\*\*Designed for base down orientation only

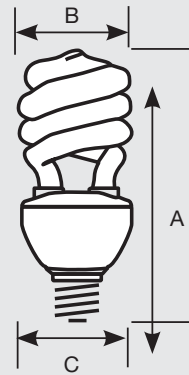
## Lamp Comparison

DULUX® EL	CFL		Similar Incandescent	Incandescent		Watts Saved	Energy* Savings	CFL Life vs. Incandescent
	Lumens	Life		Lumens	Life			
CF13EL/MICRO	825	12,000	60A/W	850	1000	47	\$47	10 x
CF20EL/MICRO	1280	12,000	75A/W	1170	750	56	\$56	13 x
CF23EL/MICRO	1600	12,000	100A/W	1690	750	77	\$77	13 x
CF7EL/MINITWIST	375	8000	25A/W	160	2500	18	\$14	3 x
CF11EL/MINITWIST	600	8000	40A/W	465	1500	29	\$23	5 x
CF13EL/MINITWIST	800	8000	60A/W	850	1000	47	\$37	8 x
CF13EL/MINITWIST	800	10,000	60A/W	850	1000	47	\$47	10 x
CF19EL/MINITWIST	1200	8000	75A/W	1170	750	56	\$44	11 x
CF19EL/MINITWIST	1200	10,000	75A/W	1170	750	56	\$56	13 x
CF23EL/MINITWIST	1600	8000	100A/W	1690	750	77	\$61	11 x
CF23EL/MINITWIST	1600	10,000	100A/W	1690	750	77	\$77	13 x
CF13EL/SUPERMINITWIST	880	10,000	60A/W	850	1000	47	\$47	10 x
CF19EL/SUPERMINITWIST	1200	10,000	75A/W	1170	750	56	\$44	11 x
CF23EL/SUPERMINITWIST	1600	10,000	100A/W	1690	750	77	\$77	13 x
CF27EL/TWIST	1750	10,000	100A/W	1690	750	56	\$44	11 x
CF30EL/TWIST	2000	6000	100A/W	1690	750	70	\$42	8 x
CF40EL/TWIST	2600	8000	150A/W	2640	750	110	\$88	11 x
CF65EL/TWIST	4200	8000	250A/W	3800	1000	185	\$148	8 x
CF28EL/3WAY/TWIST (12W)	600	6000	30/100A21	270	1200	18	\$10	5 x
CF28EL/3WAY/TWIST (19W)	1100	6000	30/100A21	860	1200	51	\$30	5 x
CF28EL/3WAY/TWIST (28W)	1800	6000	30/100A21	1130	1200	72	\$43	5 x
CF13EL/GU24/TWIST	800	8000	60A/W	850	600	47	\$37	8 x
CF23EL/GU24/TWIST	1600	8000	100A/W	1690	750	77	\$61	11 x

\*Energy savings over life of EL lamp at \$0.10/kWh

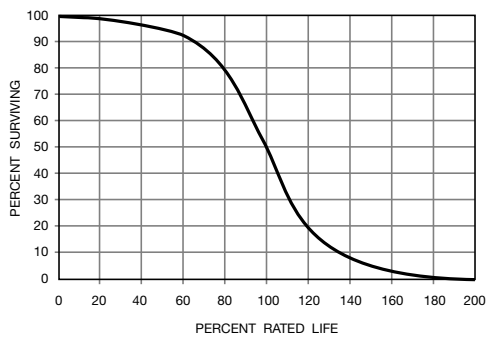
## Lamp Dimensions

	(A) MOL (in.)	(B) Diameter (in.)	(C) Base Width (in.)
CF13EL/MICRO	3.70	1.53	1.66
CF20EL/MICRO	4.29	2.02	2.14
CF23EL/MICRO	4.45	2.02	2.14
CF7EL/MINITWIST	4.40	1.82	1.60
CF11EL/MINITWIST	4.50	1.82	1.60
CF13EL/MINITWIST	4.60	1.82	1.60
CF19EL/MINITWIST	4.80	2.25	2.05
CF23EL/MINITWIST	5.75	2.25	2.05
CF13EL/SUPERMINITWIST	4.06	1.40	1.90
CF19EL/SUPERMINITWIST	4.70	2.40	1.80
CF23EL/SUPERMINITWIST	5.06	2.40	1.80
CF20EL/TWIST	5.50	2.28	2.17
CF23EL/TWIST	5.90	2.28	2.17
CF27EL/TWIST	6.10	2.28	2.17
CF30EL/TWIST	5.13	2.50	2.17
CF40EL/TWIST	5.25	2.69	2.06
CF28/3WAY/TWIST	5.75	2.60	2.17
CF65EL/TWIST	7.85	3.78	2.76
CF13EL/GU24/TWIST	3.95	1.81	1.51
CF23EL/GU24/TWIST	4.36	2.34	1.80

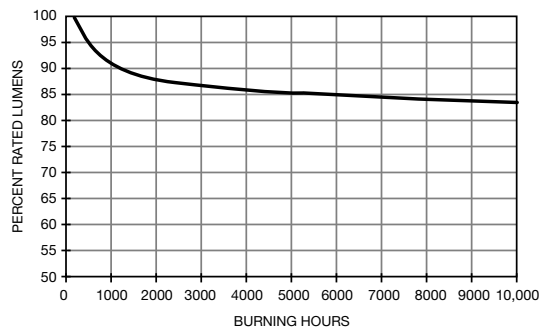


## Technical Information

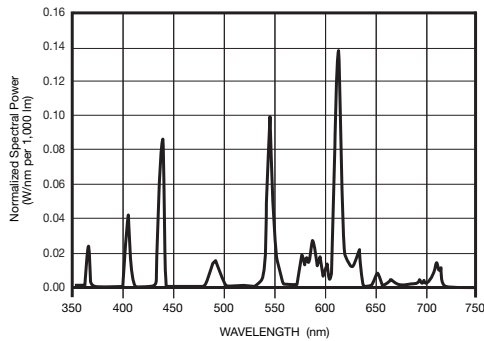
Typical Fluorescent Lamp Mortality



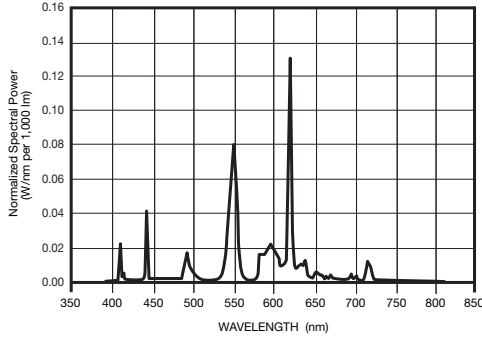
Lumen Maintenance Curve



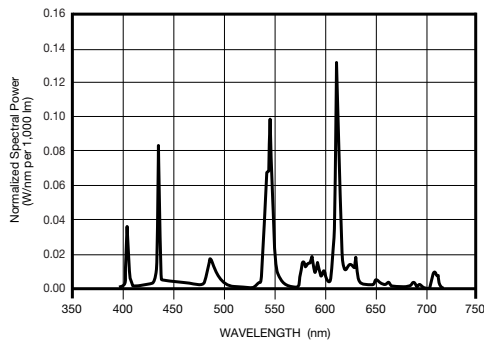
DULUX EL 2700K (Warm White Deluxe)



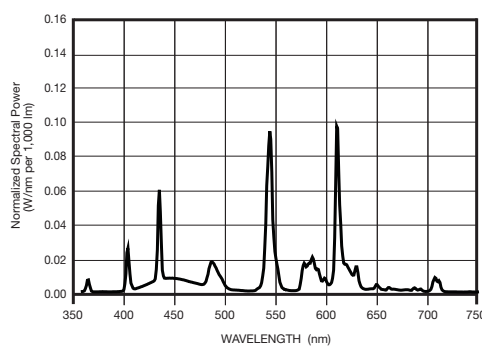
DULUX EL 3000K (Soft White)



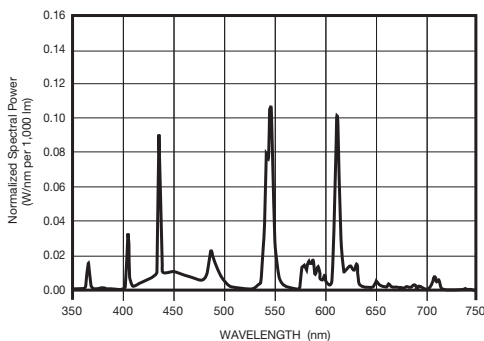
DULUX EL 3500K (Daylight EXTRA™)



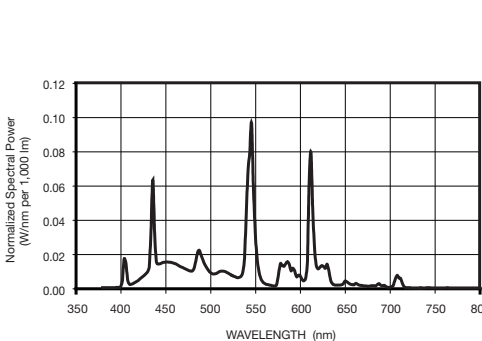
DULUX EL 4100K



DULUX EL 5000K



DULUX EL 6500K



## Ordering Guide

CF	13	EL	/	MICRO	/	830	/	BL
Compact Fluorescent	Wattage: 15 watts	Electronic Ballast		Bulb Type: Micro, Mini Twist Twist		8 = 82 CRI 30 = 3000K		BL Blister Pack

## Sample Specification

Lamp shall be a DULUX® EL 27, 30, 40 or 65 Watt Twist electronic compact fluorescent lamp. Lamps shall have a 52mm (30 Watt Twist) or 55 mm (27, 30, 40 or 65 Watt Twist) base diameter. Lamp shall have a correlated color temperature of (2700K, 3000K, 3500K or 4100K) and a CRI of 82. Average rated lamp life shall be (6000, 8000 or 10,000) hours.

Lamp shall be a DULUX EL Mini Twist or Super Mini Twist (7, 11, 13, 19, 23 or 30 Watt). Lamp shall have a correlated color temperature of (2700K, 3000K, 3500K, 4100K, 5000K or 6500K) and a CRI of 82. Average rated lamp life shall be (8000 or 10,000) hours.

Lamps shall be a DULUX EL Micro Mini Twist (13, 20 or 23W). Lamp shall have a correlated color temperature 3000K and a CRI of 82. Average rated lamp life shall be 12,000 hours. Lamp MOL shall not exceed 3.70" (13W), 4.29" (20W) and 4.45" (23W).

**OSRAM SYLVANIA**  
National Customer  
Service and Sales Center  
18725 N. Union Street  
Westfield, IN 46074 USA

**Industrial Commercial**  
Phone: 1-800-255-5042  
Fax: 1-800-255-5043

**National Accounts**  
Phone: 1-800-562-4671  
Fax: 1-800-562-4674

**OEM/Specialty Markets**  
Phone: 1-800-762-7191  
Fax: 1-800-762-7192

**Display/Optic**  
Phone: 1-888-677-2627  
Fax: 1-800-762-7192

**In Canada**  
**OSRAM SYLVANIA LTD**  
Headquarters  
2001 Drew Road  
Mississauga, ON L5S 1S4

**Industrial Commercial**  
Phone: 1-800-263-2852  
Fax: 1-800-667-6772

**Special Markets**  
Phone: 1-800-265-2852  
Fax: 1-800-667-6772

Visit our website: [www.sylvania.com](http://www.sylvania.com)