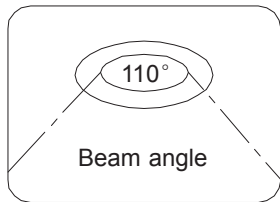


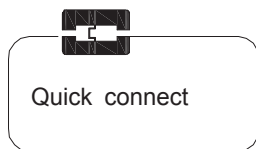


# INSTRUCTION MANUAL

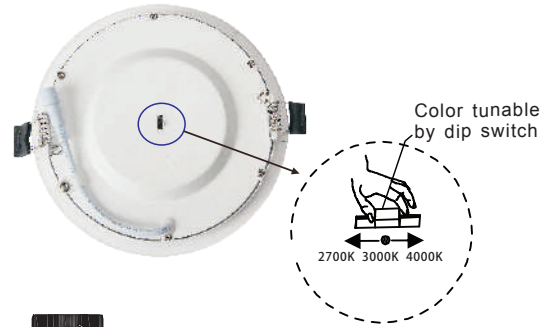
## LED Slim Panel Light



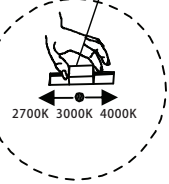
110°  
Beam angle



Quick connect



Color tunable by dip switch



Integrated driver is dimmable with most regular dimmers (Low voltage electronic dimmer suggested)  
For best dimmability see compatible dimmer list,  
Dimming range up to:10%–100%

### Dimmer compatibility list

#### RECOMMENDED

MANUFACTURER	PART NO.	TYPE
LUTRON	DVELV-300P	ELECTRONIC LOW VOLTAGE
LUTRON	SELV-300P	ELECTRONIC LOW VOLTAGE
LEVITON	IPE04-1LZ	ELECTRONIC LOW VOLTAGE
LEVITON	No. 6615	ELECTRONIC LOW VOLTAGE
WATTSTOPPER	HDCL-453M	LED / CFL
LUTRON	SFTU-5A3P	FLUORESCENT
LUTRON	DVCL-153P	LED/CFL/INCANDESCENT
LUTRON	CTCL-153P	LED/CFL/INCANDESCENT

### Applications

Suitable for shop, supermarket, shopping mall, hospital, office, house, shopping mall, factory and other indoor places.

### Product data

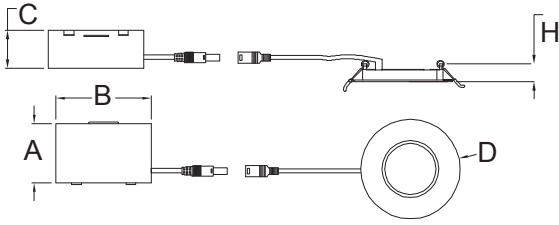
- ❖ Lamp body material: Aluminum alloy, PMMA
- ❖ LED type : SMD 2835
- ❖ Lifetime: 50000H
- ❖ CRI: ≥90
- ❖ Beam angle: 110°
- ❖ Voltage, frequency: AC90–130V 50/60Hz
- ❖ Power factor: PF ≥0.9
- ❖ Ingress protection: IP40
- ❖ Appearance color: matt white
- ❖ Operational environment: -10°C – 40°C

### Product model

Product model	power	Luminous flux (±10%)	Cutout size±2 mm	CCT	
PLT-50174	9W	580 lm	Φ4.53"	2700K-3000K-4000K	4 inches Ultraslim recessed round LED panel
PLT-50175	12W	900 lm	Φ6.30"	2700K-3000K-4000K	6 inches Ultraslim recessed round LED panel

# Dimension (Unit:inch)

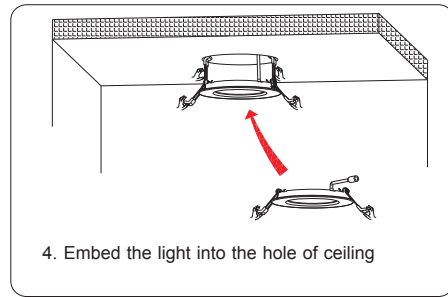
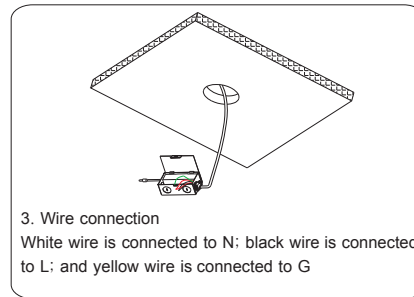
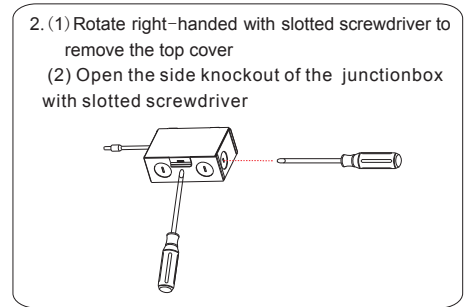
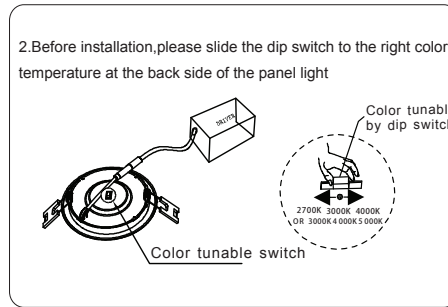
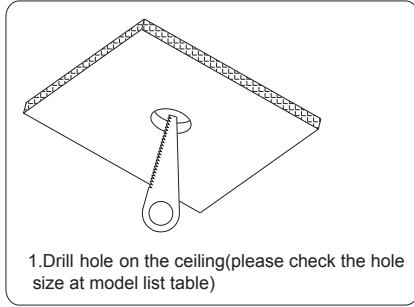
## (1)LED round panel series



Product model	Driver size/inch			Lamp Size/inch	
	A	B	C	D	H
PLT-50174	2.36	3.83	1.52	φ4.92	0.71
PLT-50175	2.36	3.83	1.52	φ6.69	0.71

# INSTRUCTION MANUAL

## Installation



## Installation requirements

1. Power off before installation
2. Drill proper hole into the ceiling according to product model
3. Connect AC wire
4. Embed the light into ceiling hole
5. Light up and test; installation finish

## Packing information

Product size	Inner box (PCS)	Inner box size /inch	Weight of inner box	Outer carton (PCS)	Size of outer carton /inch	Weight of outer carton
4 inch round	1	8.20*6.02*1.77	Ross weight 0.21Kg/box	40	18.90*12.99*17.32	Gross weight 9.5Kg/carton
6 inch round	1	10.70*8.15*1.77	Ross weight 0.35Kg/box	20	27.76*9.25*22.24	Gross weight 12Kg/carton

## ! Notice

1. Please read the specification first, to make sure the service environment matches the condition in the specification before using;
2. Please confirm input voltage, frequency;
3. The light must be installed by professional;
4. If power wire or shell of the light is damaged, the light is unqualified and can't be used;
5. Dangerous high voltage, non-professionals are not allowed to maintain the products;
6. If the exterior soft cable or wire is damaged, it must be exchanged by the supplier, its agent or other similar qualified personnel to avoid dangers.

