

MR16 Hi-Output



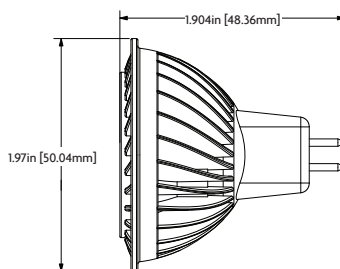
DEFINITY™ MR16 Hi-Output

BENEFITS

- 8 watts – up to 84% more efficient than comparable Halogen lamp.
- Replaces up to 50W MR16 halogen lamps.
- Maintenance free operation, lasts up to eight times longer than conventional lighting.
- 25,000 hour rated design life.
- Superior design requires no fans to optimize thermal dissipation.
- Beam distribution of 25° & 40°.
- Available from 2700-5000K CCT.
- Over 65 Lumens per watt in 3000 CCT Version
- ANSI compliant form factor.
- Compatible with a wide array of AC, DC and magnetic or electronic transformers.³

FEATURES¹

Equivalent Source	Up to 50W Halogen
L70 Lumen Depreciation up to	25,000 hours ²
Housing	Aluminum
Socket	GU 5.3 base
Beam Spread Narrow Flood, Flood	25° & 40°
Operating Temperature	-20° C to +40° C
MOL	1.904 in, 48.36mm
Voltage	12VDC
Warranty	5 year limited



Specifications supplied are nominal. Please refer to the DOE's Lighting Facts Tolerance Guidelines. As a part of a continuous improvement program, specifications can be subject to change and are updated regularly at www.lsgc.com. Non-compatible transformers may cause stroboscopic effect due to minimum load requirements of the transformer. This is not a lamp defect. LSG advises to change the transformer.

¹ Values are nominal, advances from further innovation, specifications are subject to change.

² LM79 results based on 12 Volt DC source base up.

³ See attached transformer compatibility chart.



ORDERING INFORMATION \ \ DFN 16 WW V2 FL

Family	Product	Color (CCT)	Light Output	Distribution
DFN Definity	16 MR16	W27 Warm White 2700K	V2 High Output	NFL Narrow Flood
		WW Warm White 3000K		FL Flood
		NW Neutral White 4000K		
		CW Cool White 5000K		

NORTH AMERICAN CERTIFICATIONS



ENVIRONMENT



MR16 HI-OUTPUT Diameter & MOL

MR16 HI-OUTPUT MOL: 1.904in, 48.36mm

Diameter: 1.97in, 50.04mm

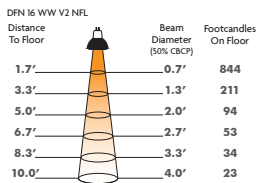
Specifications are typical values and may change without notification.
©2012 Lighting Science Group Corporation. All rights reserved.

MR16 Hi-Output

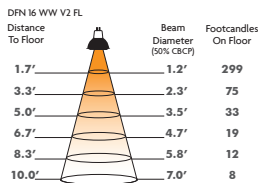
Part Number	Base Type	Wattage	Beam Angle ¹	Lumens	Efficacy	CRI	CBCP
DFN 16 NW V2 NFL	5.3	8W	25	535	67	83	2375
DFN 16 WW V2 NFL	5.3	8W	25	525	66	83	2350
DFN 16 W27 V2 NFL	5.3	8W	25	500	63	83	2230
DFN 16 CW V2 NFL	5.3	8W	25	550	69	67	2436
DFN 16 NW V2 FL	5.3	8W	40	515	64	83	1045
DFN 16 WW V2 FL	5.3	8W	40	500	63	83	1000
DFN 16 W27 V2 FL	5.3	8W	40	475	59	83	950
DFN 16 CW V2 FL	5.3	8W	40	525	66	67	1045

NFL: Narrow Flood NW: Neutral White WW: Warm White W27: Warm White 2700K CW: Cool White CBCP: Center Beam Candle Power

0° AIMING FOOTCANDLES



0° AIMING FOOTCANDLES



Specifications supplied are nominal. Please refer to the DOE's Lighting Facts Tolerance Guidelines.

¹ Values are nominal, advances from further innovation, specifications are subject to change.

Cautions

- Turn power off before inspection, installation, or removal.
- Risk of Electric Shock – Do not use where directly exposed to water or weather.
- Suitable for Damp Locations.
- Do not open – no user serviceable parts inside.
- Not for use in fully sealed or enclosed fixture.
- This device is not intended for use with emergency exit fixtures or emergency exit lights.
- This device complies with Part 15 of the FCC rules and has been tested and found to comply with the limits for a Class B digital device. These limits are designed to provide reasonable protection against harmful interference in a residential installation. This equipment generates, uses and can radiate radio frequency energy and, if not installed and used in accordance with the instructions, may cause harmful interference to radio communications. Any changes or modifications not expressly approved by the manufacturer could void the user's authority to operate the equipment.

MR16 & MR16HO Transformer Compatibility Chart

Brand	Model	Input Voltage (VAC/Hz)	Power Rating (W)	Type	Number of MR16s per Transformer					
					1	2	3	4	5	6
Advance	71A9743	120 VAC, 60 Hz	75	MT						
Beal Pritchett (BP)	DINGO60	240V, 50Hz	60	ET						
CHD	HUA1200600X2L	120 VAC, 60 Hz	60	ET						
Crompton	CLED3	230-240 VAC, 50-60 Hz	12	ET		N/A	N/A	N/A	N/A	N/A
ELG	250LED100W	120 VAC, 60 Hz	100	ET						
	250LED10W	120 VAC, 60 Hz	10	ET		N/A	N/A	N/A	N/A	N/A
	250AT075T	120 VAC, 60 Hz	75	MT						
EYE LEDS	5011922UC	120 VAC, 60 Hz	10	ET		N/A	N/A	N/A	N/A	N/A
EYE LEDS	AZ09	230-240 VAC, 50-60 Hz	12	ET		N/A	N/A	N/A	N/A	N/A
Hatch	RS12-15M-LED	120 VAC, 50-60 Hz	15	ET			N/A	N/A	N/A	N/A
	PS12-20L	120 VAC, 60 Hz	20	ET				N/A	N/A	N/A
	RS12-30M-LED	120 VAC, 50-60 Hz	30	ET					N/A	N/A
	RS12-60M	120 VAC, 50-60 Hz	60	ET						
	VS12-60W	120 VAC, 50-60 Hz	60	ET						
	VS12-60WD	120 VAC, 50-60 Hz	60	ET						
	RS12-80M	120 VAC, 50-60 Hz	80	ET						
	RS12-60M-LED	120 VAC, 50-60 Hz	60	ET						
Hermosa	ET105B60	230V, 50Hz	60	ET						
IST	IDM011152	230-240 VAC, 50-60 Hz	11	ET		N/A	N/A	N/A	N/A	N/A
LCI	i60e	230 VAC, 50-60 Hz	60	ET						
Lightech	LET-60	120 VAC, 50-60 Hz	60	ET						
	LET-75	120 VAC, 50-60 Hz	75	ET						
Ligro	E12SC505A	230 VAC	50	MT						
Luxalite	GD32LH	220-240 VAC, 50-60 Hz	55	ET						
Lumex	MTR50/12 EN-61558	220VAC, 50 Hz	50	MT						
MDL	319-0103	120 VAC, 50-60 Hz	10	ET		N/A	N/A	N/A	N/A	N/A
Mirano	BLNET-L50C 50W	220 VAC, 50-60Hz	50	ET						
Niko	320-00112	230 VAC, 50 Hz	105	ET						
Nobile	EN-80D	230 VAC, 50-60 Hz	80	ET						
	EN-80D2	230 VAC, 50-60 Hz	80	ET						
	EN-110D	230 VAC, 50-60 Hz	110	ET						
	EN-110D2	230 VAC, 50-60 Hz	110	ET						
Osram	ET-REDBACK	230-240 VAC, 50-60 Hz	60	ET						
	HTM 150/230-240	230-240 VAC, 50-60 Hz	150	ET						
Philips	Primaline 105 230-240	230-240 VAC, 50-60 Hz	105	ET						
	Xitanium 10W Dimmable	220-240 VAC, 50-60 Hz	10	ET		N/A	N/A	N/A	N/A	N/A
	ET-S60220-240	220-240 VAC, 50-60 Hz	60	ET						
	9137-100-536	220-240 VAC, 50-60 Hz	10	ET		N/A	N/A	N/A	N/A	N/A
	9137-100-538	220-240 VAC, 50-60 Hz	30	ET					N/A	N/A
Sunrise	H0050-497	120 VAC, 50-60 Hz	50	MT						
Teca	100D8512S	120VAC, 60 Hz	100	MT						
Tridonic	TM50-2	240VAC, 50-60Hz	50	MT						
	VIPER 22176074	230-240 VAC, 50-60 Hz	105	ET						
	VIPER 22176072	230-240 VAC, 50-60 Hz	105	ET						
	Possum	230-240 VAC, 50-60 Hz	3.45	ET						
VadsBO	SET70RE-1	220-240 VAC, 50 Hz	70	ET						
Vike	VB60PL	230-240 VAC, 50-60 Hz	60	ET						
Vossloh Schwabe	EST 70/12.380	230-240 VAC, 50-60 Hz	70	ET						
	EST 105/12.381	230-240 VAC, 50-60 Hz	105	ET						
	EST 150/12.622	230-240 VAC, 50-60 Hz	150	ET						
WAC	EN-12100-R-AR	120 VAC, 50-60 Hz	100	ET						
Wang	WH-601E2CA-2L	120 VAC, 60 Hz	60	ET						

ET - Electronic Transformer MT - Magnetic Transformer N/A - Exceeds Transformer Recommended Power

 Good  Flickers  MR16HO Good / MR16 Flickers