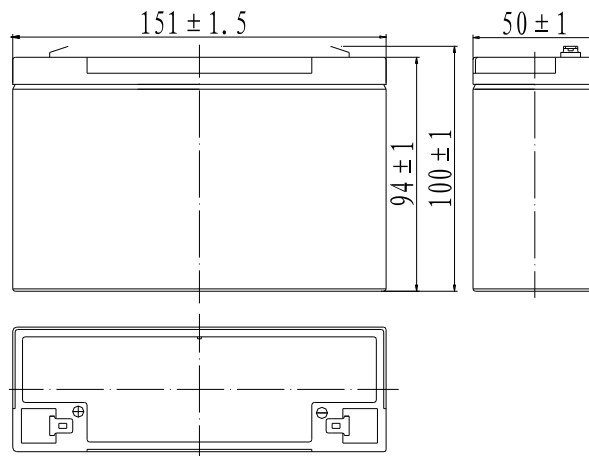


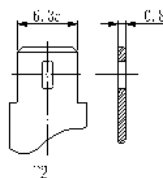
**Dimensions**



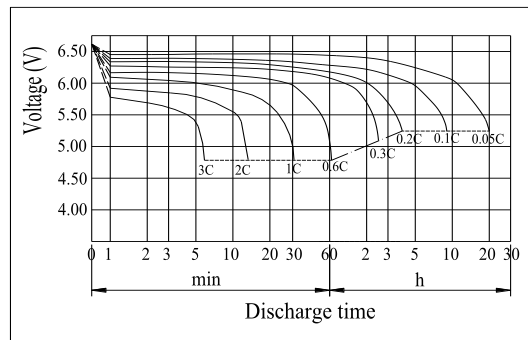
**Specifications**

Nominal Voltage		6V
Capacity (25°C)	20HR(5.25V)	12Ah
	10HR(5.25V)	11Ah
	1HR(4.80V)	7.8Ah
Dimension	Length	151 ± 1.5mm (5.94inch)
	Width	50 ± 1mm (1.97inch)
	Height	94 ± 1mm (3.70inch)
	Total Height	100 ± 1mm (3.94inch)
Approx. Weight		1.85kg (4.07lbs) ± 5%
Terminal type		F2
Internal resistance (Fully charged, 25°C)		Approx. 12mΩ
Capacity affected by temperature (20HR)	40°C	102%
	25°C	100%
	0°C	85%
	-15°C	65%
Self-discharge (25°C)	3 month	Remaining Capacity: 91%
	6 month	Remaining Capacity: 82%
	12 month	Remaining Capacity: 65%
Nominal operating temperature		25°C ± 3°C (77°F ± 5°F)
Operating temperature range	Discharge	-15°C ~ 50°C (5°F ~ 122°F)
	Charge	-10°C ~ 50°C (14°F ~ 122°F)
	Storage	-20°C ~ 50°C (-4°F ~ 122°F)
Float charging voltage(25°C)		6.80 to 6.90V Temperature compensation: -9mV/°C
Cyclic charging voltage(25°C)		7.25 to 7.50V Temperature compensation: -15mV/°C
Maximum charging current		3.6A
Maximum discharge current		180A(5 sec.)
Designed floating life(20°C)		5 years

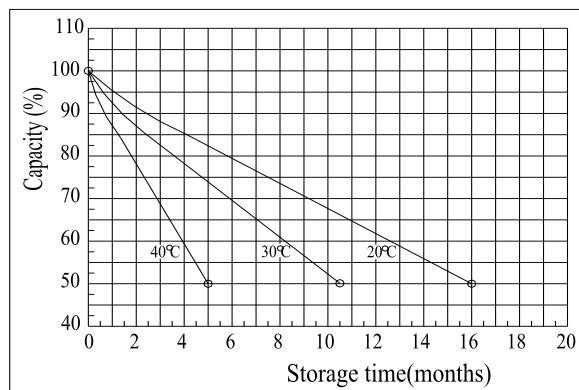
**Terminal**



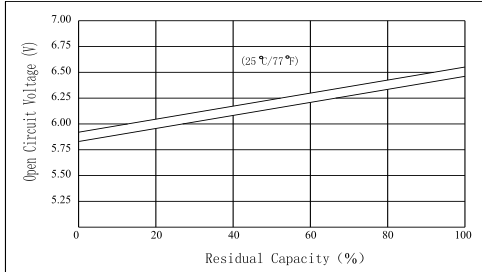
**Discharge Characteristics(25°C)**



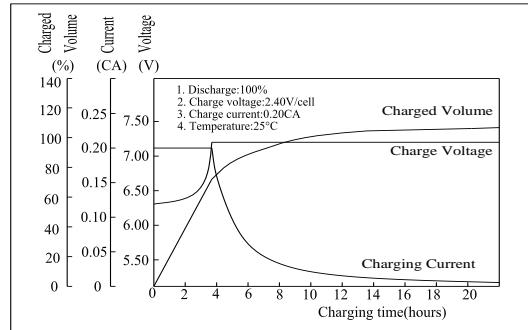
**Self-discharge Characteristics**



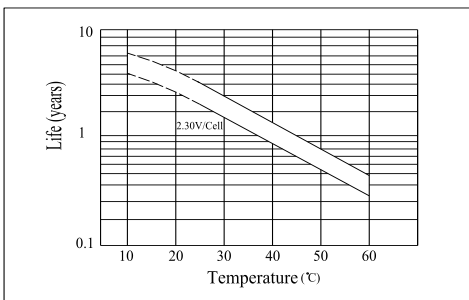
**The Relationship for Open Circuit Voltage and Residual Capacity (25°C)**



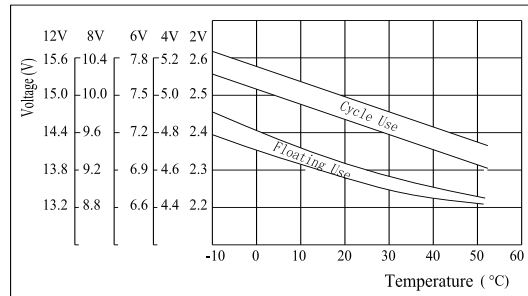
**Charging Characteristics(25°C)**



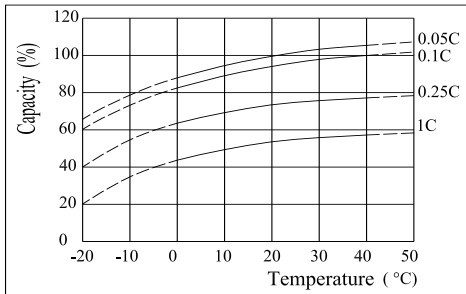
**Floating Life on Temperature**



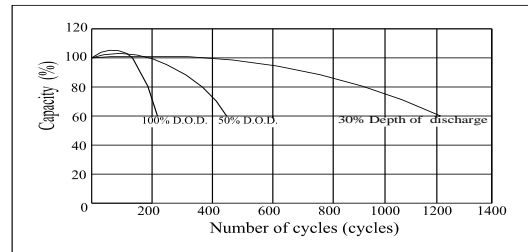
**The Relationship for Charging Voltage and Temperature**



**Effect of Temperature on Capacity**



**Cycle Life on D.O.D(25°C)**



**Constant Current Discharge Characteristics (A, 25°C)**

F.V/TIME	5min	10min	15min	30min	60min	2h	3h	4h	5h	10h	20h
4.80V	45.8	29.0	22.7	12.8	7.86	4.30	2.97	2.46	2.09	1.14	0.61
4.95V	44.5	28.2	22.1	12.5	7.74	4.27	2.96	2.45	2.08	1.13	0.61
5.10V	42.6	27.0	21.3	12.1	7.55	4.24	2.94	2.43	2.07	1.13	0.60
5.25V	40.8	25.8	20.6	11.8	7.40	4.17	2.92	2.41	2.05	1.12	0.60
5.40V	38.5	24.4	19.5	11.4	7.17	4.07	2.83	2.34	1.99	1.10	0.59

**Constant Power Discharge Characteristics (Watt, 25°C)**

F.V/TIME	5min	10min	15min	30min	60min	2h	3h	4h	5h	10h	20h
4.80V	256	164	129	73.2	45.5	25.2	17.7	14.7	12.5	6.82	3.65
4.95V	248	159	126	71.8	44.8	25.0	17.6	14.6	12.4	6.79	3.64
5.10V	238	152	122	69.6	43.7	24.8	17.4	14.5	12.3	6.76	3.62
5.25V	228	146	117	67.9	42.8	24.4	17.3	14.4	12.3	6.72	3.60
5.40V	215	138	111	65.4	41.5	23.8	16.8	13.9	11.9	6.58	3.53

**Construction**

Component	Positive plate	Negative plate	Container	Cover	Separator	Electrolyte	Safety valve	Terminal
Raw material	Lead dioxide	Lead	ABS	ABS	AGM	Sulfuric acid	Rubber	Copper