



Features & Specifications

Round High Bay

INTENDED USE – PLT Round LED high bay fixtures are ideal for one-to-one replacement of conventional lighting systems such as HID and fluorescent in retail stores, warehouses, gyms, industrial areas, and other large commercial spaces. Combined with LED technology, PLT high bays are designed for both junction and pendant mount. With their placement in higher ceilings, LED high bay lights usually have a mounting height between 20 and 40 feet above the floor.

CONSTRUCTION – Graphene composite housing is stronger and more durable than steel. Resistant to rough vibrations and external impacts. Created with a fin-style heatsink to help transfer thermal properties more evenly. Graphene composite material is a superb conductor both electrically and thermally and can act as a perfect barrier.

OPTICS – High-performance LEDs maintain a 21,000 Lumen output at 4000K for 120,000 hours of use. ≥70 CRI.

These LED fixtures do not lose Lumens in the same way as a HID fixture, meaning the brightness stays consistent longer and needs to be replaced far less frequently.

ELECTRICAL – Input voltage of 120-277 VAC, 50/60Hz. Consider adding a surge protector to protect your fixtures from power surges in your electrical system as an added insurance policy to your investment. The power cord measures 14.17 inches. The dimming cord measures 13.78 inches.

INSTALLATION – 40% lighter in weight compared to regular LED highbay for easy installation. Features a 12 millimeter diameter “M12” ring hanger thread size. Hang ring comes standard.

LISTINGS – ETL Certified to safety standards. DesignLights Consortium® (DLC) qualified product. DLC Part Number ®: PLTE6443. Rated for -30°C to 45°C ambient temperature. IP65 & IP69K rated.

WARRANTY – 5-year warranty. PLT products that are damaged or defective will be repaired or replaced at PLT’s choosing for a period of 5 years. Contact 1-800-624-4488 for more information.




Dimensions
Height: 18.9 in.
Diameter: 13.8 in.

SKU #	KELVIN	LUMENS	WATTAGE	VOLTAGE	DLC?	MOUNTING	LIFE HOURS	WARRANTY
PLT-11498	4000K	21,000	150 WATT	120-277V	YES	RING MOUNT	120,000	5 YEARS

LED High Bay Lighting Fixture with Graphene Composite Heat Sink Driver on Board



Graphene Composite Heat Sink



Artistic Impression of
A Corrugated Graphene Sheet



What is Graphene?

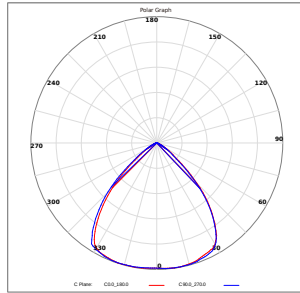
Graphene is an allotrope of carbon in the form of a two-dimensional, atomic-scale, hexagonal lattice in a honeycomb like structure. It is just one-atom thick but absorbs 2.3% of light so it can be seen with the naked eye. In 2004, two researchers at The University of Manchester eventually worked out to extract graphene from graphite and won the Nobel Prize in Physics for their pioneering work. Ever since then, the world's thinnest material is set to revolutionise almost every part of everyday life.

Graphene and graphene composite materials have remarkable physical properties, therefore many promising commercial applications.

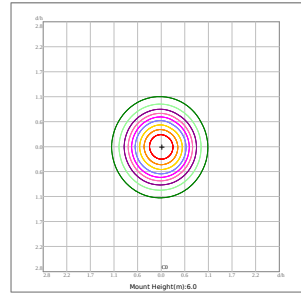
- It is ultra-light yet immensely tough.
- It is 200 times stronger than steel, but it is incredibly flexible.
- It is the thinnest material possible as well as being transparent.
- It is a superb conductor both electrically and thermally and can act as a perfect barrier - not even helium can pass through it.

Photometrics

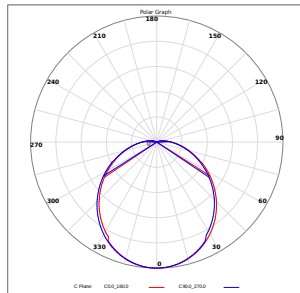
90° Reflector



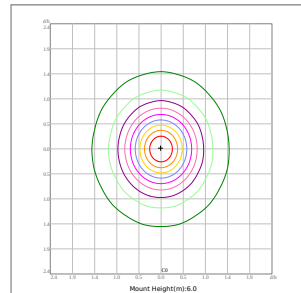
(100W/ 150W /240W)



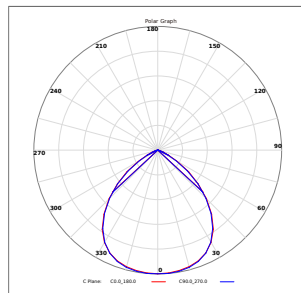
120° Diffused Dome Lens



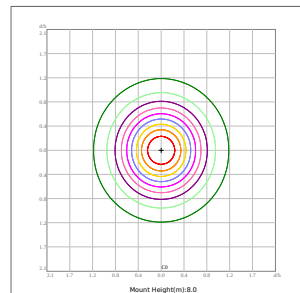
(100W /150W /240W)



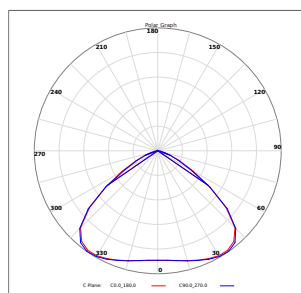
90° Ribbed Lens



(100W /150W /240W)



120° Ribbed Lens



(100W)

